

MARYLAND ADULT EDUCATION FACT SHEET 2017

About MAACCE

The Maryland Association for Adult, Community and Continuing Education (MAACCE) is a non-profit organization providing leadership in Maryland for those interested in advancing education as a lifelong process. MAACCE provides a central forum for a wide variety of adult, community and continuing education groups.



Economic Impact

According to the Bureau of Labor Statistics, median weekly wages increase from \$493 for a non-high school graduate to \$678 for a graduate!

According to the Longitudinal Study of Adult Learning, adults who attended an average of 100+ hours of instruction averaged \$10,000 more in annual income.

ADULT EDUCATION ACCOMPLISHMENTS

1,452 high school diplomas earned in FY16

53% have increased literacy skills on standardized tests

The Need in MD

500,000 adults in Maryland lack a high school diploma

FUNDING SOURCES

\$9.0 M - Federal WIOA Title II
(Compared to 17.5 M in PA & 12.5M in VA)
\$8.0 M - State of Maryland

Learner Demographics




- 29% BETWEEN 16-24
- 51% ENGLISH LANGUAGE LEARNERS
- 34% EMPLOYED
- 39% ENROLL BETWEEN PRELITERATE-8TH GLE
- 17% IN CORRECTIONAL EDUCATION
- 85% FROM MINORITY GROUPS



For more information, visit www.maacce.org ♦ Updated September 2017 ♦

Data represents grant-funded programs only (FY16)

THE NEED IN WASHINGTON COUNTY, MD

-  10,369 adults in Washington County lack a high school diploma.
-  3,382 adults over age 25 in Washington County have less than a 9th grade education.
-  18% of young adults from ages 18-24 in Washington County do not have a high school diploma.

FEDERAL/STATE GRANT-FUNDED PROGRAMS

Hagerstown Community College

Dawn Schoenenberger
11400 Robinwood Drive
Hagerstown, MD 21742
Phone: 240-500-2313
Fax: 301-393-3689

Services Offered: Classes in reading, writing, math, English for Speakers of Other Languages (ESOL), GED® Test Preparation, and National External Diploma Program (NEDP)

For more information, visit www.maacce.org ◆ Updated September 2017 ◆

Data reported by the U.S. Census Bureau, represents grant-funded programs only (FY16)