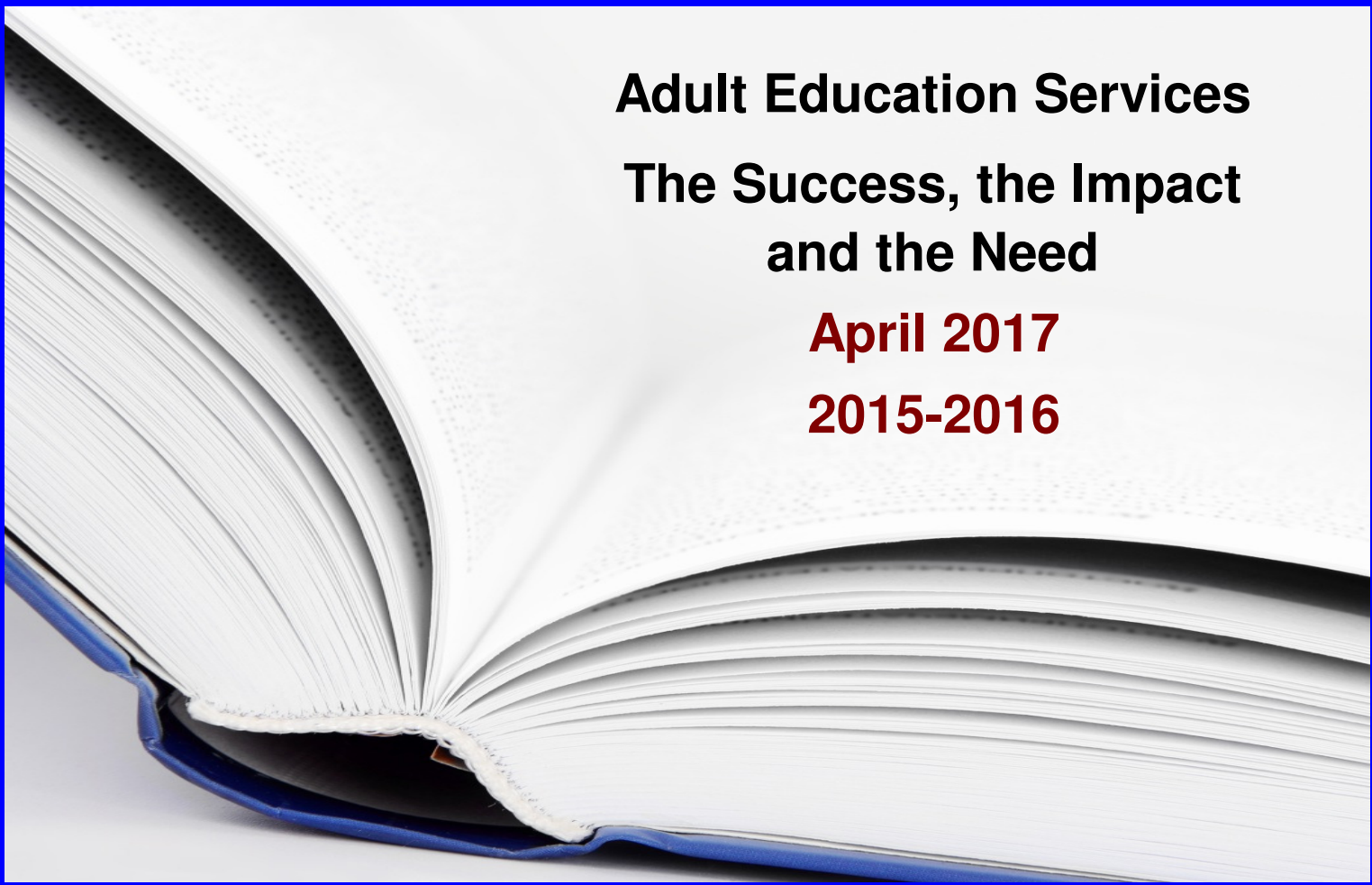


THE BLUE BOOK

Legislator's Resource Book



**Adult Education Services
The Success, the Impact
and the Need**

July 2016

2014-2015

**PREPARED BY:
NATIONAL COUNCIL OF STATE DIRECTORS OF ADULT EDUCATION
444 NORTH CAPITOL STREET, NW
SUITE 422
WASHINGTON, DC 20001
202.624.5250 PHONE 202.624-1497 FAX
WWW.NCSDAE.ORG**

Blue Book Introduction

Fundamentals of Adult Education

Adult education programs serve 1.5 million of the 93 million who could benefit from services¹. There are waiting lists in most states.²

Often, undereducated adults are challenged with learning disabilities, some diagnosed and some undiagnosed.³ Thus, they may have average or above intelligence, but just process information differently. That might explain why they were not successful in school as children.

Forty-four percent (44%) of current adult education students are English language learners. Twelve percent (12%) are adult secondary students seeking their high school diploma or equivalent. Another Forty-four percent (44%) are native speakers below the ninth grade level.⁴ They come to adult education to leave public assistance, to qualify for employment, to help their children with homework, to become more involved in their communities, and to achieve citizenship skills.

Classes are held in public schools, community colleges, community based organizations, faith-based organizations, universities, libraries and others.⁶ That diversity links adult education with a number of other support services in the community and at work.

Eighty percent (80%) of the 46,500 adult education teachers are part-time⁷ -- mainly because most of our students can commit only part of their day to learning. Part-time teachers bring a richness from their other professions but they also require significant professional development to provide them with the skills they need to respond to the learning needs and levels of adult learners.

Two thirds (\$1Billion) of the annual funding is from State and Local sources while one third (\$496K) is from Federal WIOA funds.

Adult education programs are successful in meeting their performance measures as identified in the federal law and negotiated each year with the Department of Education. Those measures include: educational gains in reading, math, and/or English; completion of secondary education; transition to postsecondary education; employment; and retaining employment.⁸ The Office of Management and Budget (OMB) has rated adult education as an "Effective" program-- one of only six Department of Education programs to receive this highest rating.⁹

The following pages provide a snapshot with charts and graphs that depict demographics and impact for the nation and for your state. The Participant data was taken directly from the NRS. Specifically, enrollment data was taken from NRS 2014-2015 Table 1; data on participant status at the time of program entry was taken

1 National Assessment of Adult Literacy

2 NCSDAE, Adult Student Waiting List Survey 2009-2012,

<http://www.ncsdae.org/2010%20Adult%20Education%20Waiting%20List%20Report.pdf>

3 Vogel, Susan A. and Reeder, Stephen (Eds.), 1998, Learning Disabilities, Literacy, and Adult Education.

4 National Reporting System (NRS), Office of Vocational and Adult Education, aggregate report, table 3

5 NRS aggregate report, table 11

6 NRS report, aggregate table 14

7 NRS report, aggregate table 7

8 NRS aggregate reports, tables 4 and 7

9 <http://georgewbush-whitehouse.archives.gov/omb/expectmore/summary/10000180.2006.html>

Blue Book Introduction

from NRS Table 6; program percentages from NRS Table 3; program performance data from NRS Table 4; GED/HS completion data from NRS Table 5; non federal funding and the federal grant from OVAE from NRS 2014-2015 Financial Status Report 1 (FSR 1). The chart at the bottom of each page shows educational levels and self-reported English language proficiency of all adults in the state, ages 25 and over; this information was taken from the U.S. Census, American Community Survey 2010 five-year projections.

The bar chart detailing younger participants, under the age of 25, shows the distribution of those learners among the three program elements: adult basic education (ABE), adult secondary education (ASE), and English as a Second Language (ESL).

Please feel free to **contact your adult education state director** listed at the bottom of your state's page to say "Thank You" for a job well done and for more details on adult learning needs, opportunities, and successes in your state.

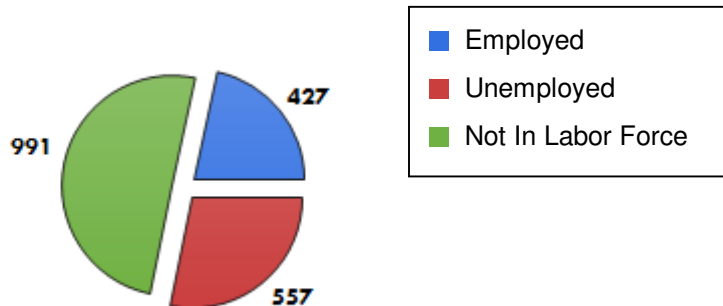
PROGRAM FACT SHEET 2014-2015*

Alaska

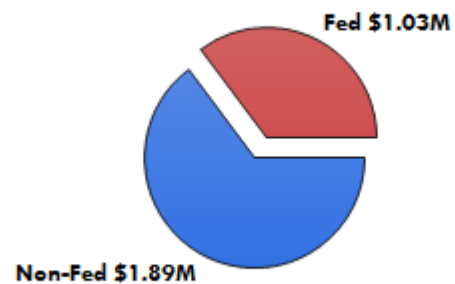
ENROLLMENT				
	Adult Basic Education	Adult Secondary Education	English Literacy	Total
TOTAL	981	180	814	1,975

HSE / High School Completion Graduates	Number of Graduates
	98

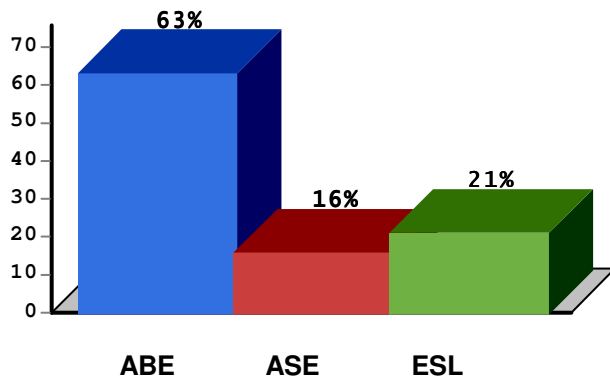
Participant Status



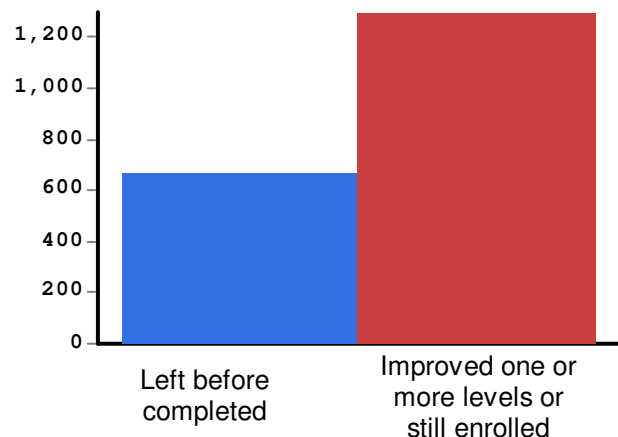
Grants



Percentage of 16-24 in each program



Program Enrollment Performance



US Census, 2010 American Community Survey 5-Year Estimates	
Educational Attainment: Less than 9th grade	16,287
Educational Attainment: 9th to 12th grade, no diploma	37,868
Limited English Proficiency (LEP)	13,027

Ms. Amy Iutzi, ABE State Director
 Employment Security Division Department of Labor and Workforce Development
 PO Box 115509 Juneau, AK 99811-5509
 Phone: (907) 465-8714 Fax: (907) 465-4186
 Email: amy.iutzi@alaska.gov Website: <http://labor.state.ak.us/esd/home.htm>

National Council of State Directors of Adult Education

Sources*: OVAE National Reporting System – 2014-2015 Reporting Tables 1, 3, 4, 5, 6 and FFR1;
 US Census, 2010 American Community Survey 5-Year Estimates

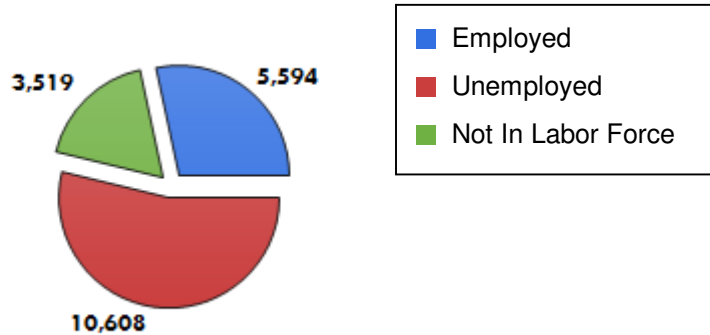
PROGRAM FACT SHEET 2014-2015*

Alabama

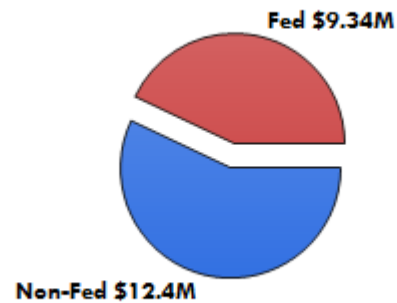
ENROLLMENT				
	Adult Basic Education	Adult Secondary Education	English Literacy	Total
TOTAL	13,775	3,791	2,155	19,721

HSE / High School Completion Graduates	Number of Graduates
	1,143

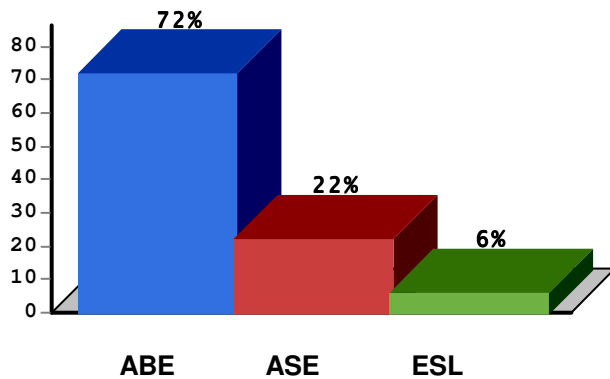
Participant Status



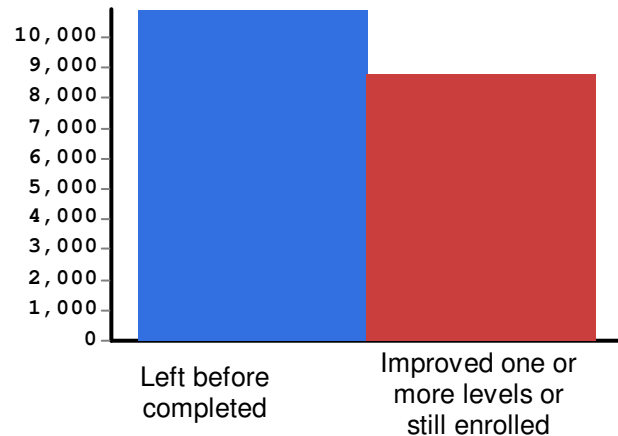
Grants



Percentage of 16-24 in each program



Program Enrollment Performance



US Census, 2010 American Community Survey 5-Year Estimates	
Educational Attainment: Less than 9th grade	208,343
Educational Attainment: 9th to 12th grade, no diploma	467,130
Limited English Proficiency (LEP)	58,680

David Walters, State Director
 Alabama Department of Postsecondary Education
 135 South Union Street Room 140 Montgomery, AL 36104-4340
 Phone: (334) 293-4500 Fax: (334) 293-4565
 Email: david.walters@dpe.edu Website: <http://www.accs.cc/>

National Council of State Directors of Adult Education

Sources*: OVAE National Reporting System – 2014-2015 Reporting Tables 1, 3, 4, 5, 6 and FFR1;
 US Census, 2010 American Community Survey 5-Year Estimates

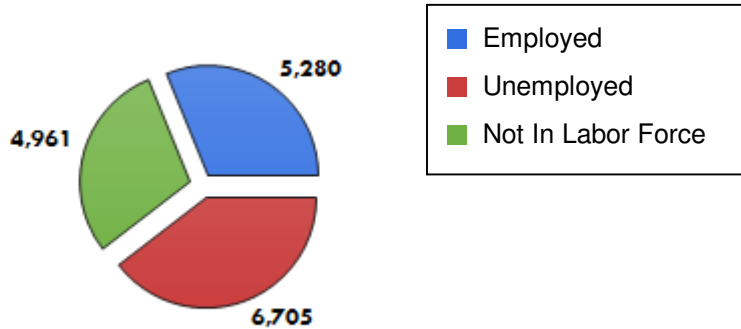
PROGRAM FACT SHEET 2014-2015*

Arkansas

ENROLLMENT				
	Adult Basic Education	Adult Secondary Education	English Literacy	Total
TOTAL	9,882	3,400	3,664	16,946

HSE / High School Completion Graduates	Number of Graduates
	1,359

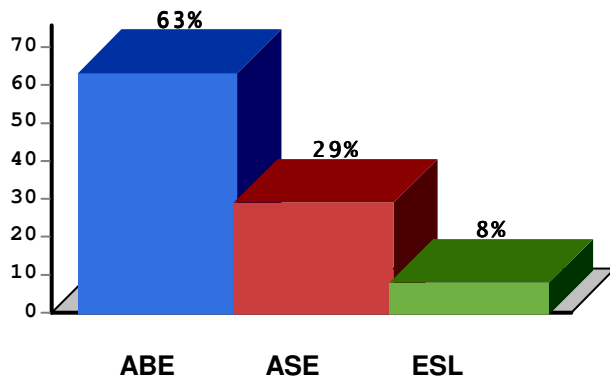
Participant Status



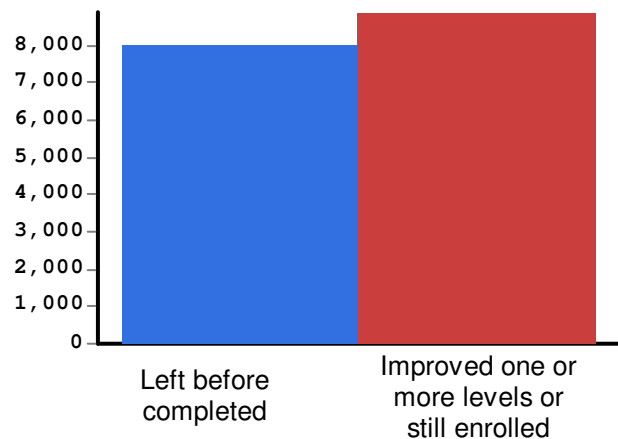
Grants



Percentage of 16-24 in each program



Program Enrollment Performance



US Census, 2010 American Community Survey 5-Year Estimates	
Educational Attainment: Less than 9th grade	136,353
Educational Attainment: 9th to 12th grade, no diploma	255,287
Limited English Proficiency (LEP)	44,318

Trenia Mile, State Director, Adult Education Division
 Department of Workforce Education
 Luther S. Hardin Building #3 Capitol Mall Little Rock, AR 72201-1083
 Phone: (501) 682-1970 Fax: (501) 682-1706
 Email: trenia.miles@arkansas.gov Website: <http://ace.arkansas.gov/adultEducation>

National Council of State Directors of Adult Education

Sources*: OVAE National Reporting System – 2014-2015 Reporting Tables 1, 3, 4, 5, 6 and FFR1;
 US Census, 2010 American Community Survey 5-Year Estimates

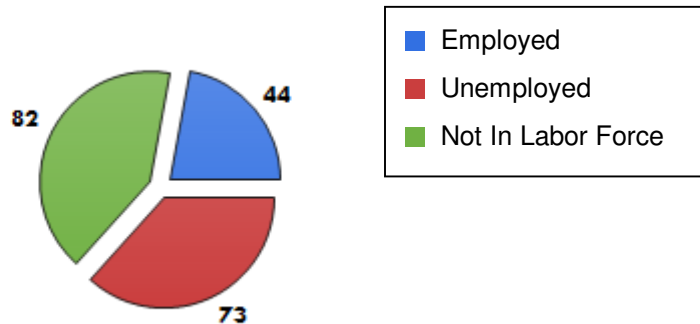
PROGRAM FACT SHEET 2014-2015*

American Samoa

ENROLLMENT				
	Adult Basic Education	Adult Secondary Education	English Literacy	Total
TOTAL	0	49	144	193

HSE / High School Completion Graduates	Number of Graduates
	+

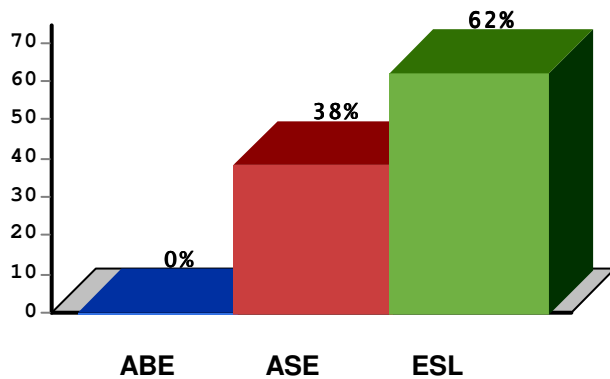
Participant Status



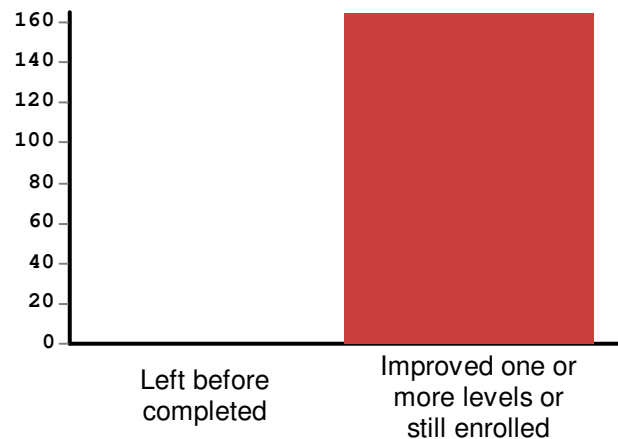
Grants



Percentage of 16-24 in each program



Program Enrollment Performance



US Census, 2010 American Community Survey 5-Year Estimates	
Educational Attainment: Less than 9th grade	+
Educational Attainment: 9th to 12th grade, no diploma	+
Limited English Proficiency (LEP)	+

Dr. Jacinta Galea'i, Director of Education
 Adult Education Literacy & Extended Learning Department of Education
 Mapusaga Campus P.O. Box 2609 Pago Pago, AS 96799
 Phone: (684) 699-1582 Fax: (684) 699-8793
 Email: tfale@yahoo.com Website: <http://www.doe.as/>

National Council of State Directors of Adult Education

Sources*: OVAE National Reporting System – 2014-2015 Reporting Tables 1, 3, 4, 5, 6 and FFR1;

US Census, 2010 American Community Survey 5-Year Estimates

+ Value within statistical margin of error or unknown.

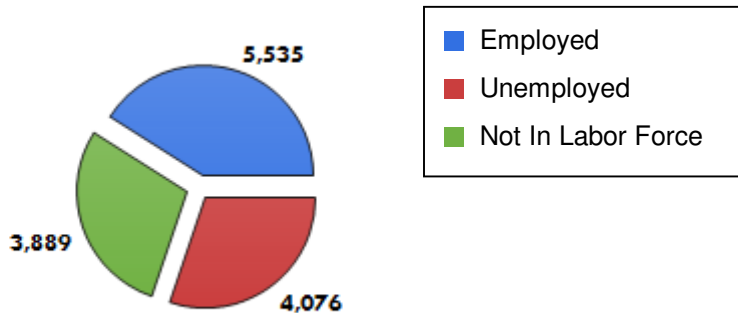
PROGRAM FACT SHEET 2014-2015*

Arizona

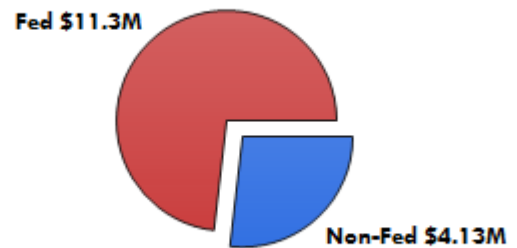
ENROLLMENT				
	Adult Basic Education	Adult Secondary Education	English Literacy	Total
TOTAL	7,322	917	5,261	13,500

HSE / High School Completion Graduates	Number of Graduates
	392

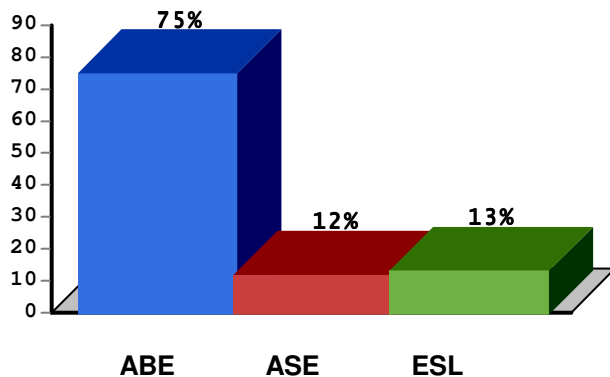
Participant Status



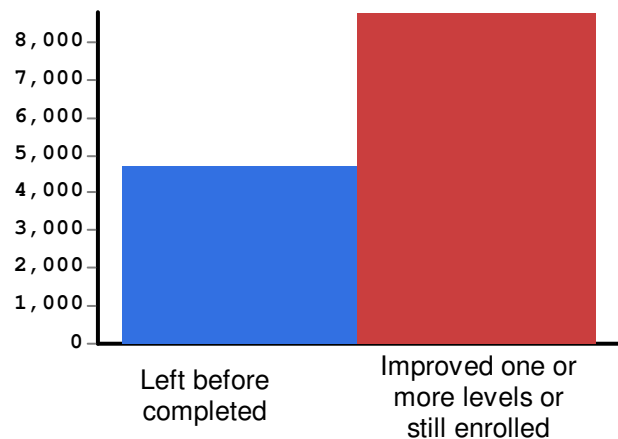
Grants



Percentage of 16-24 in each program



Program Enrollment Performance



US Census, 2010 American Community Survey 5-Year Estimates	
Educational Attainment: Less than 9th grade	288,254
Educational Attainment: 9th to 12th grade, no diploma	447,247
Limited English Proficiency (LEP)	340,545

Sheryl Hart, State Director Adult Education Services
 Adult Education Services Arizona Department of Education
 1535 West Jefferson Street Bin 26 Phoenix, AZ 85007
 Phone: (602) 258-2410 Fax: (602) 258-4986
 Email: sheryl.hart@azed.gov Website: <http://www.ade.state.az.us/Adult-Ed/>

National Council of State Directors of Adult Education

Sources*: OVAE National Reporting System – 2014-2015 Reporting Tables 1, 3, 4, 5, 6 and FFR1;
 US Census, 2010 American Community Survey 5-Year Estimates

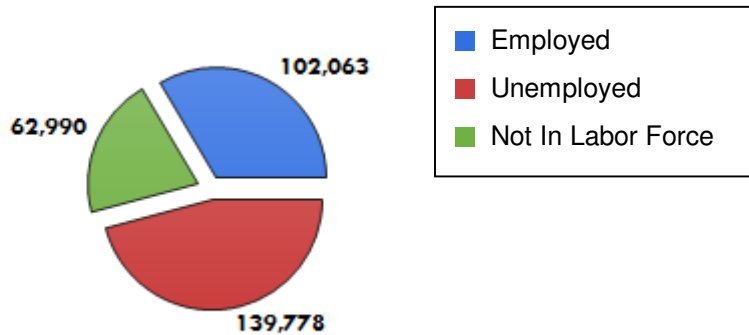
PROGRAM FACT SHEET 2014-2015*

California

ENROLLMENT				
	Adult Basic Education	Adult Secondary Education	English Literacy	Total
TOTAL	79,741	43,164	181,926	304,831

HSE / High School Completion Graduates	Number of Graduates
	9,480

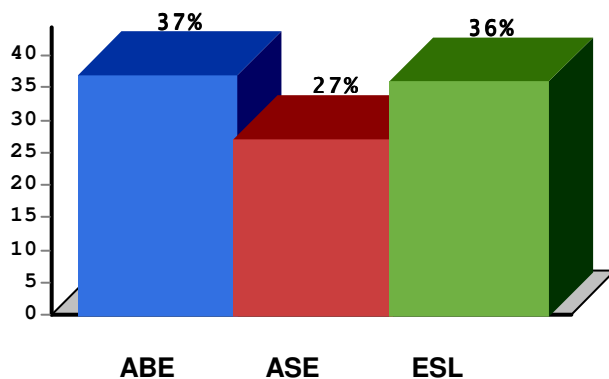
Participant Status



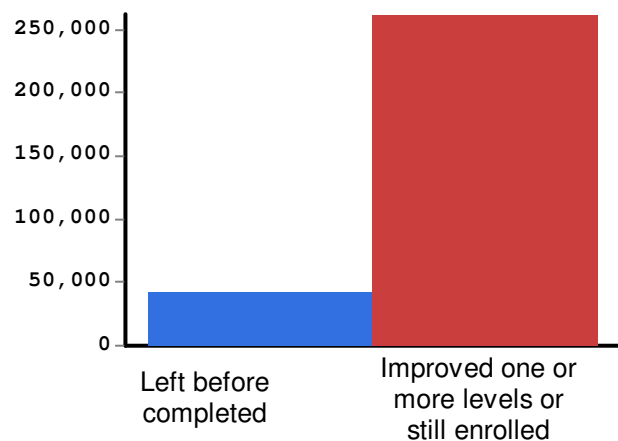
Grants



Percentage of 16-24 in each program



Program Enrollment Performance



US Census, 2010 American Community Survey 5-Year Estimates	
Educational Attainment: Less than 9th grade	2,573,757
Educational Attainment: 9th to 12th grade, no diploma	2,652,542
Limited English Proficiency (LEP)	3,627,942

Chris Nelson, Administrator, Adult Education Office

California Department of Education

1430 N Street Suite 6408 Sacramento, CA 95814

Phone: (888) 542-2231 Fax: (866) 941-5129

Email: cnelson@cde.ca.gov Website: <http://www.cde.ca.gov/sp/ae/>

National Council of State Directors of Adult Education

Sources*: OVAE National Reporting System – 2014-2015 Reporting Tables 1, 3, 4, 5, 6 and FFR1;

US Census, 2010 American Community Survey 5-Year Estimates

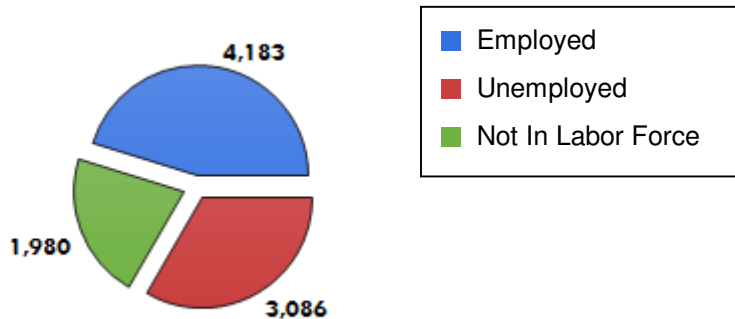
PROGRAM FACT SHEET 2014-2015*

Colorado

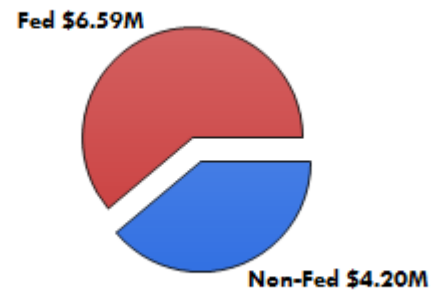
ENROLLMENT				
	Adult Basic Education	Adult Secondary Education	English Literacy	Total
TOTAL	3,310	837	5,098	9,245

HSE / High School Completion Graduates	Number of Graduates
	1,036

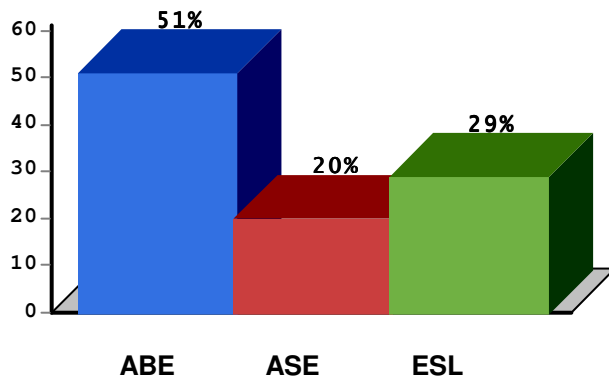
Participant Status



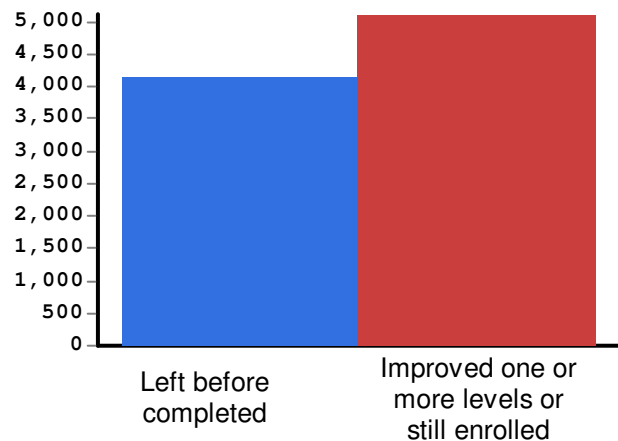
Grants



Percentage of 16-24 in each program



Program Enrollment Performance



US Census, 2010 American Community Survey 5-Year Estimates	
Educational Attainment: Less than 9th grade	150,975
Educational Attainment: 9th to 12th grade, no diploma	273,394
Limited English Proficiency (LEP)	164,677

Tricia Johnson, Director of Adult Education Initiatives
 Adult Education and Family Literacy Office
 201 East Colfax Avenue Room 300C Denver, CO 80203
 Phone: (303) 866-6640 Fax: (303) 866-6599
 Email: johnson_t@cde.state.co.us Website: http://www.cde.state.co.us/index_adult.htm

National Council of State Directors of Adult Education

Sources*: OVAE National Reporting System – 2014-2015 Reporting Tables 1, 3, 4, 5, 6 and FFR1;
 US Census, 2010 American Community Survey 5-Year Estimates

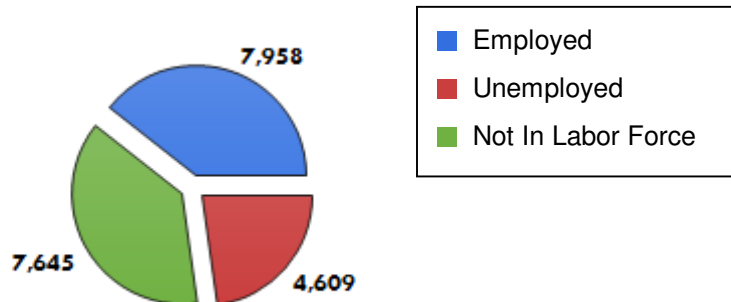
PROGRAM FACT SHEET 2014-2015*

Connecticut

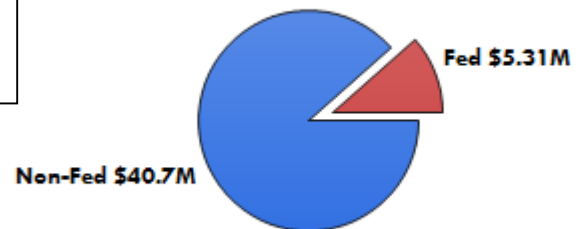
ENROLLMENT				
	Adult Basic Education	Adult Secondary Education	English Literacy	Total
TOTAL	5,193	4,525	10,494	20,212

HSE / High School Completion Graduates	Number of Graduates
	2,107

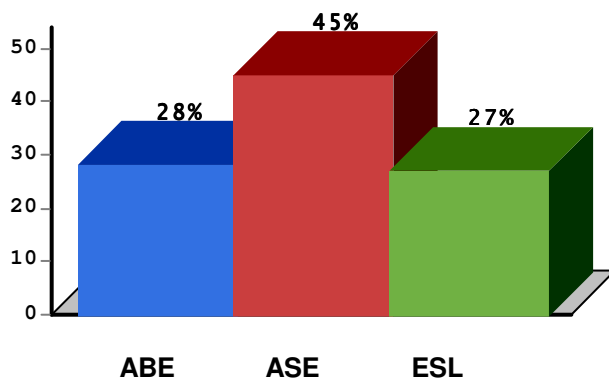
Participant Status



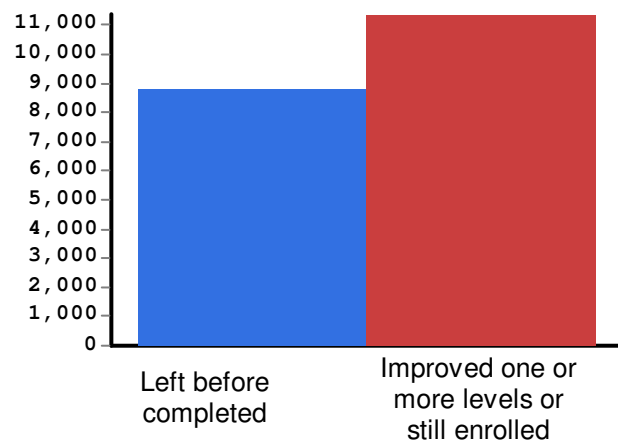
Grants



Percentage of 16-24 in each program



Program Enrollment Performance



US Census, 2010 American Community Survey 5-Year Estimates	
Educational Attainment: Less than 9th grade	118,015
Educational Attainment: 9th to 12th grade, no diploma	204,219
Limited English Proficiency (LEP)	120,195

Susan A. Pierson, Education Consultant/State Adult Education Director
 Bureau of Health/Nutrition, Family Services and Adult Education CT Department of Education
 25 Industrial Park Road Middletown, CT 06457-1543
 Phone: (860) 807-2121 Fax: (860) 807-2062
 Email: susan.pierson@ct.gov Website: <http://www.state.ct.us/sde/deps/adult/index.htm>

National Council of State Directors of Adult Education

Sources*: OVAE National Reporting System – 2014-2015 Reporting Tables 1, 3, 4, 5, 6 and FFR1;
 US Census, 2010 American Community Survey 5-Year Estimates

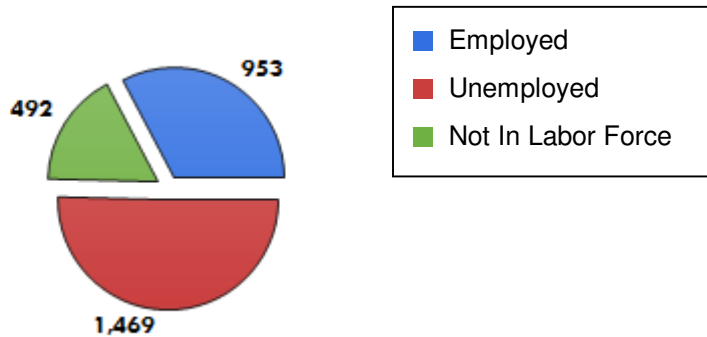
PROGRAM FACT SHEET 2014-2015*

District of Columbia

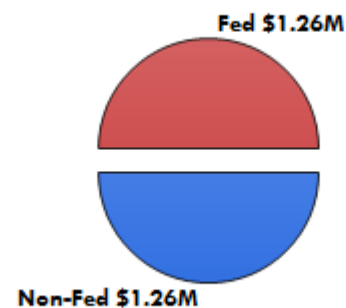
ENROLLMENT				
	Adult Basic Education	Adult Secondary Education	English Literacy	Total
TOTAL	1,388	197	1,325	2,910

HSE / High School Completion Graduates	Number of Graduates
	17

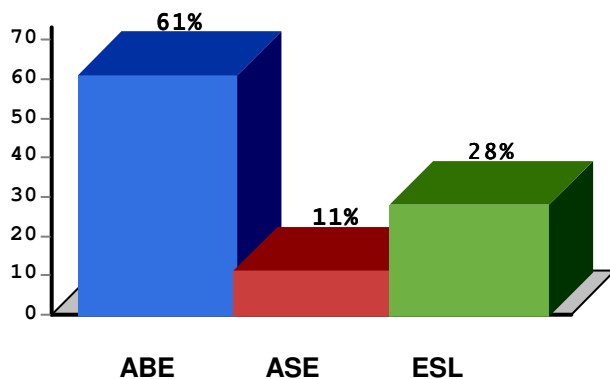
Participant Status



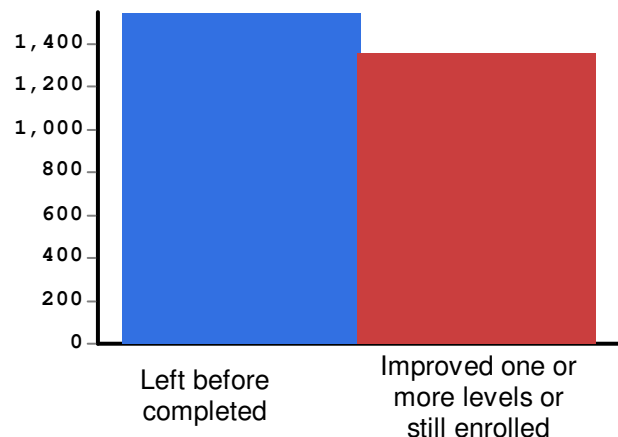
Grants



Percentage of 16-24 in each program



Program Enrollment Performance



US Census, 2010 American Community Survey 5-Year Estimates	
Educational Attainment: Less than 9th grade	21,843
Educational Attainment: 9th to 12th grade, no diploma	42,941
Limited English Proficiency (LEP)	9,896

Ms. Michelle Johnson, State Director, Adult and Family Education
 Office of the State Superintendent of Education Division of Education Excellence
 810 First Street N.E. Washington, DC 20002
 Phone: (202) 741-5533 Fax: (202) 698-3825
 Email: jmichelle.johnson@dc.gov Website: <http://osse.dc.gov/>

National Council of State Directors of Adult Education

Sources*: OVAE National Reporting System – 2014-2015 Reporting Tables 1, 3, 4, 5, 6 and FFR1;
 US Census, 2010 American Community Survey 5-Year Estimates

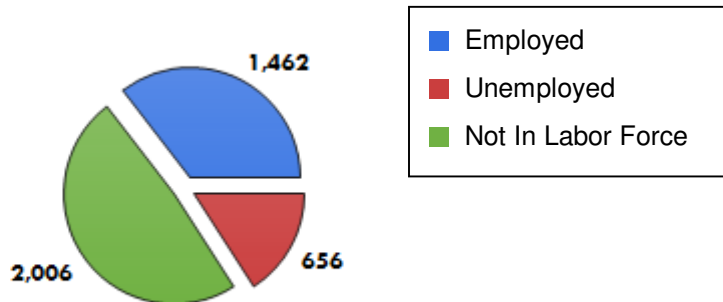
PROGRAM FACT SHEET 2014-2015*

Delaware

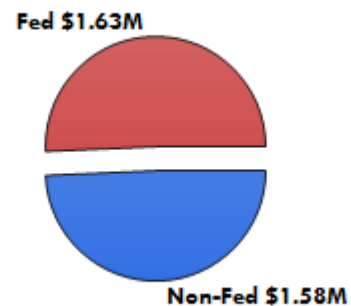
ENROLLMENT				
	Adult Basic Education	Adult Secondary Education	English Literacy	Total
TOTAL	2,433	386	1,304	4,123

HSE / High School Completion Graduates	Number of Graduates
	80

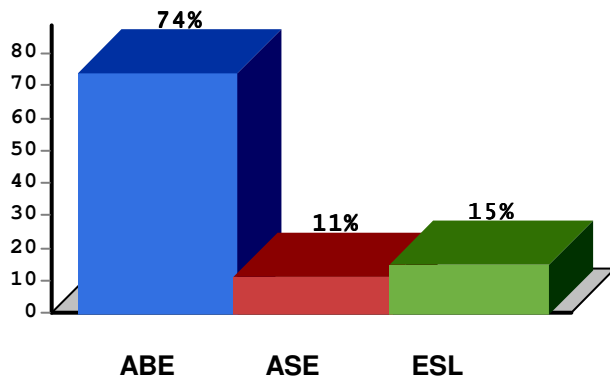
Participant Status



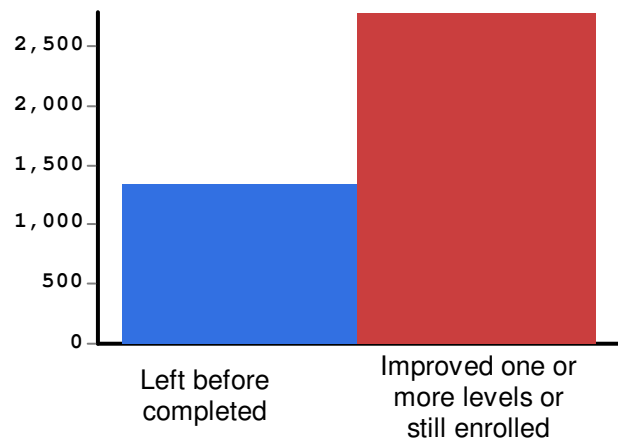
Grants



Percentage of 16-24 in each program



Program Enrollment Performance



US Census, 2010 American Community Survey 5-Year Estimates	
Educational Attainment: Less than 9th grade	27,008
Educational Attainment: 9th to 12th grade, no diploma	64,918
Limited English Proficiency (LEP)	18,024

Ms. Maureen Whelan, State Director of Adult and Prison Education Resources
 Delaware Department of Education
 John W. Collette Education Resource Center 35 Commerce Way - Suite 1 Dover, DE 19904
 Phone: (302) 857-3340 Fax: (302) 739-1770
 Email: mwhelan@doe.k12.de.us Website: <http://www.doe.k12.de.us/>

National Council of State Directors of Adult Education

Sources*: OVAE National Reporting System – 2014-2015 Reporting Tables 1, 3, 4, 5, 6 and FFR1;
 US Census, 2010 American Community Survey 5-Year Estimates

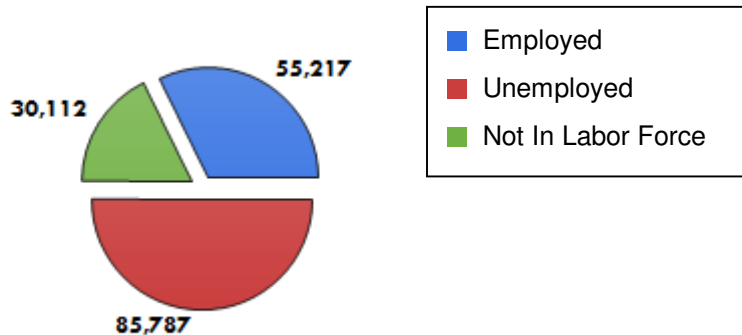
PROGRAM FACT SHEET 2014-2015*

Florida

ENROLLMENT				
	Adult Basic Education	Adult Secondary Education	English Literacy	Total
TOTAL	69,982	15,031	86,103	171,116

HSE / High School Completion Graduates	Number of Graduates
	3,758

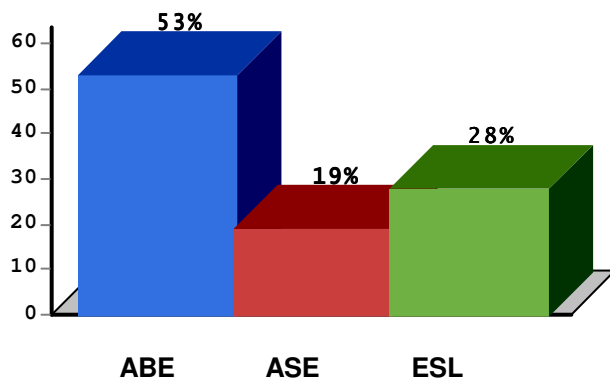
Participant Status



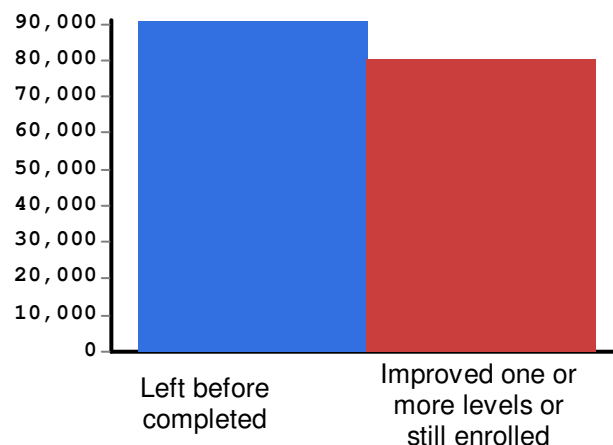
Grants



Percentage of 16-24 in each program



Program Enrollment Performance



US Census, 2010 American Community Survey 5-Year Estimates	
Educational Attainment: Less than 9th grade	778,067
Educational Attainment: 9th to 12th grade, no diploma	1,426,527
Limited English Proficiency (LEP)	1,094,203

Zelda Rogers, Director

Division of Career and Adult Education Florida Department of Education

325 West Gaines Street Suite 754 Tallahassee, FL 32399-0400

Phone: (850) 245-9906 Fax: (850) 245-9010

Email: zelda.rogers@fldoe.org Website: <http://www.fldoe.org/workforce/>

National Council of State Directors of Adult Education

Sources*: OVAE National Reporting System – 2014-2015 Reporting Tables 1, 3, 4, 5, 6 and FFR1;

US Census, 2010 American Community Survey 5-Year Estimates

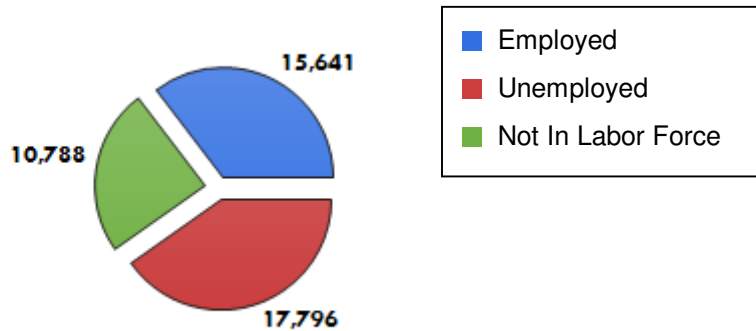
PROGRAM FACT SHEET 2014-2015*

Georgia

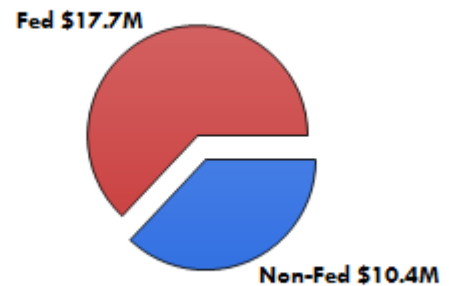
ENROLLMENT				
	Adult Basic Education	Adult Secondary Education	English Literacy	Total
TOTAL	31,111	3,206	9,908	44,225

HSE / High School Completion Graduates	Number of Graduates
	2,174

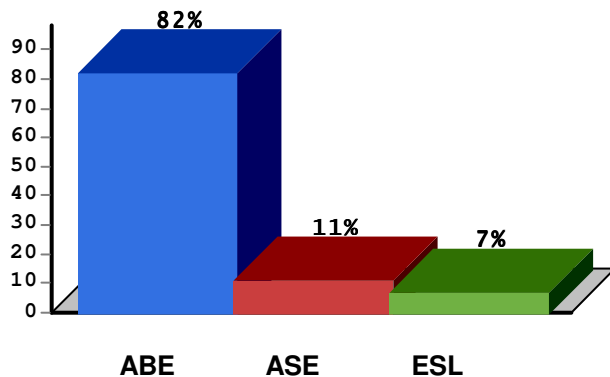
Participant Status



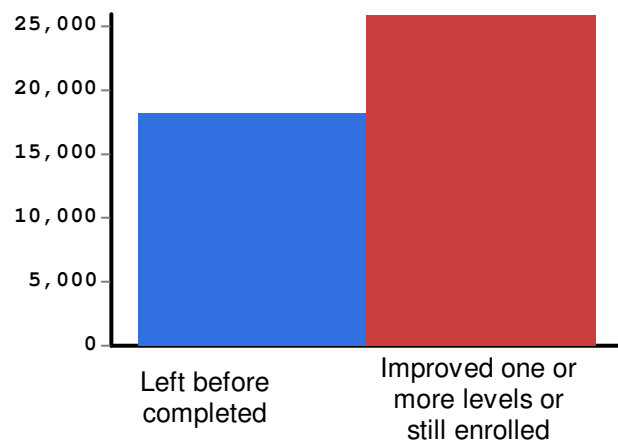
Grants



Percentage of 16-24 in each program



Program Enrollment Performance



US Census, 2010 American Community Survey 5-Year Estimates	
Educational Attainment: Less than 9th grade	399,769
Educational Attainment: 9th to 12th grade, no diploma	804,533
Limited English Proficiency (LEP)	274,135

Beverly E. Smith, M.Ed., Assistant Commissioner Office of Adult Education
 Technical College System of Georgia
 1800 Century Place NE Suite 300 Atlanta, GA 30345
 Phone: (404) 679-1635
 Email: besmith@tcsg.edu Website: <https://tcsg.edu/>

National Council of State Directors of Adult Education

Sources*: OVAE National Reporting System – 2014-2015 Reporting Tables 1, 3, 4, 5, 6 and FFR1;
 US Census, 2010 American Community Survey 5-Year Estimates

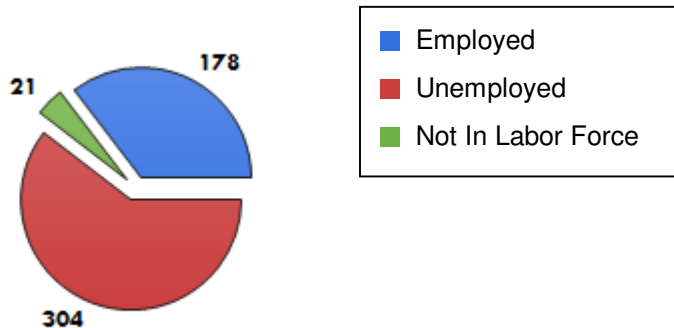
PROGRAM FACT SHEET 2014-2015*

Guam

ENROLLMENT				
	Adult Basic Education	Adult Secondary Education	English Literacy	Total
TOTAL	418	25	52	495

HSE / High School Completion Graduates	Number of Graduates
	14

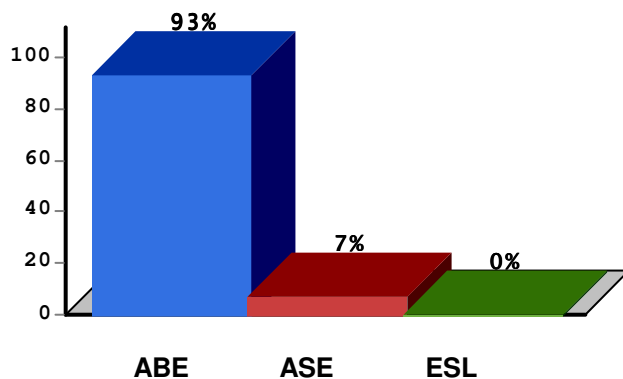
Participant Status



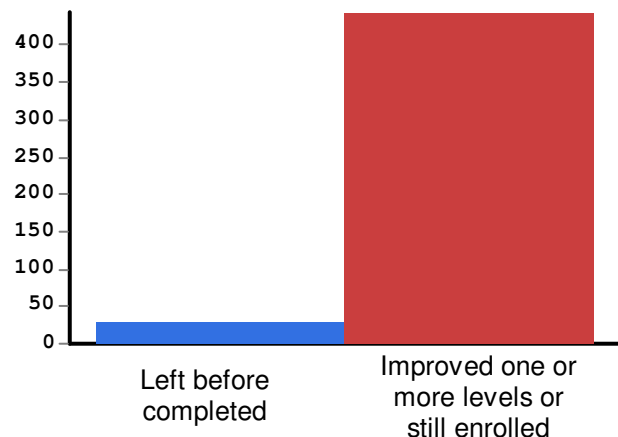
Grants



Percentage of 16-24 in each program



Program Enrollment Performance



US Census, 2010 American Community Survey 5-Year Estimates	
Educational Attainment: Less than 9th grade	+
Educational Attainment: 9th to 12th grade, no diploma	11,862
Limited English Proficiency (LEP)	14,342

Mary A. Y. Okada, Ed.D., President/State Director of Adult and Vocational Education
 Guam Community College
 P.O. Box 23069 GFM, GU 96921
 Phone: (671) 735-5700 Fax: (671) 734-1003
 Email: mary.okada@guamcc.edu Website: <http://www.guamcc.edu/>

National Council of State Directors of Adult Education

Sources*: OVAE National Reporting System – 2014-2015 Reporting Tables 1, 3, 4, 5, 6 and FFR1;

US Census, 2010 American Community Survey 5-Year Estimates

+ Value within statistical margin of error or unknown.

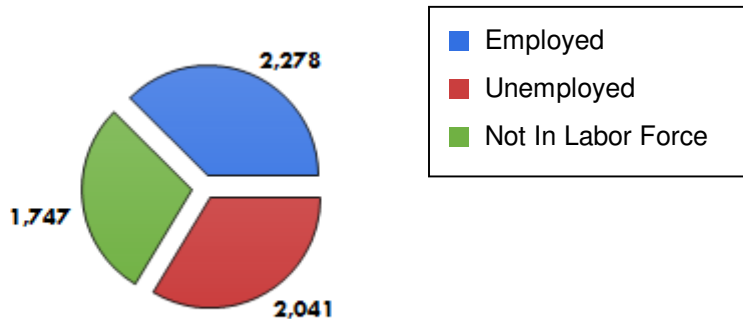
PROGRAM FACT SHEET 2014-2015*

Hawaii

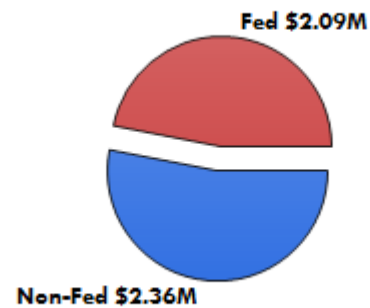
ENROLLMENT				
	Adult Basic Education	Adult Secondary Education	English Literacy	Total
TOTAL	2,900	1,332	1,834	6,066

HSE / High School Completion Graduates	Number of Graduates
	1,221

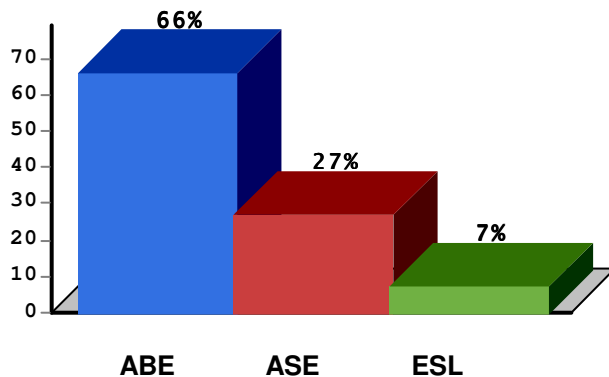
Participant Status



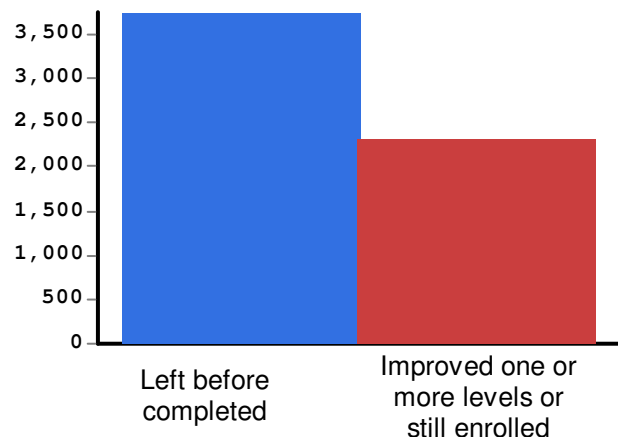
Grants



Percentage of 16-24 in each program



Program Enrollment Performance



US Census, 2010 American Community Survey 5-Year Estimates	
Educational Attainment: Less than 9th grade	44,986
Educational Attainment: 9th to 12th grade, no diploma	59,122
Limited English Proficiency (LEP)	54,643

Deborah Miyao, Acting Director for Adult Basic Education
 Office of Curriculum, Instruction, and Student Support/Community Education Hawaii Department of Education
 475 22nd Avenue Room 202 Honolulu, HI 96816
 Phone: (808) 305-9777 Fax: (808) 733-9154
 Email: Deborah_Miyao@notes.k12.hi.us Website: <http://Hawaiipublicschools.org>

National Council of State Directors of Adult Education

Sources*: OVAE National Reporting System – 2014-2015 Reporting Tables 1, 3, 4, 5, 6 and FFR1;
 US Census, 2010 American Community Survey 5-Year Estimates

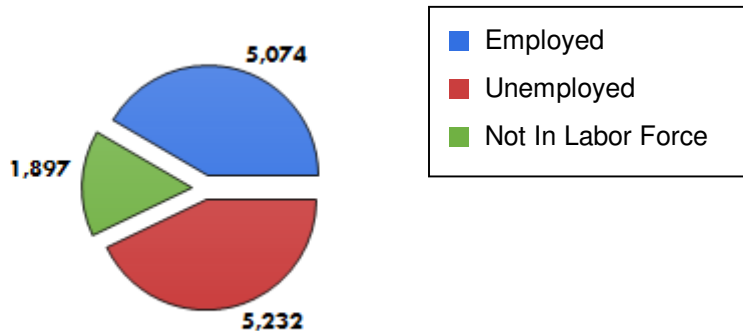
PROGRAM FACT SHEET 2014-2015*

Iowa

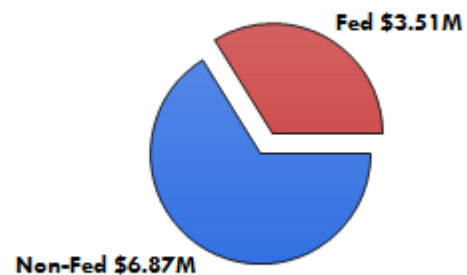
ENROLLMENT				
	Adult Basic Education	Adult Secondary Education	English Literacy	Total
TOTAL	5,859	1,445	4,899	12,203

HSE / High School Completion Graduates	Number of Graduates
	1,142

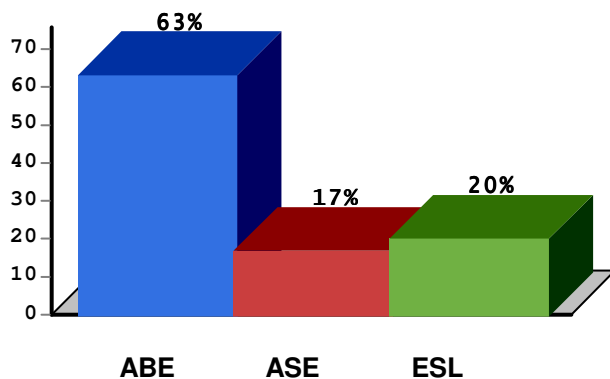
Participant Status



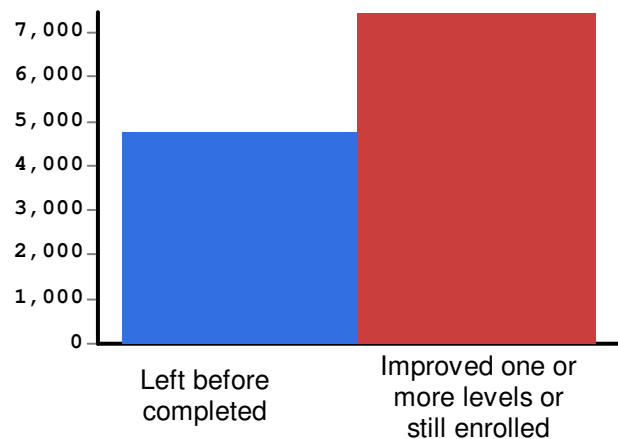
Grants



Percentage of 16-24 in each program



Program Enrollment Performance



US Census, 2010 American Community Survey 5-Year Estimates	
Educational Attainment: Less than 9th grade	83,437
Educational Attainment: 9th to 12th grade, no diploma	154,236
Limited English Proficiency (LEP)	38,387

Mr. Alex Harris, State Director of Adult Education
 Iowa Department of Education
 Grimes State Office Building 400 East 14th Street Des Moines, IA 50319-0146
 Phone: (515) 281-3640 Fax: (515) 242-5988
 Email: alex.harris@iowa.gov Website: <http://educateiowa.gov/>

National Council of State Directors of Adult Education

Sources*: OVAE National Reporting System – 2014-2015 Reporting Tables 1, 3, 4, 5, 6 and FFR1;
 US Census, 2010 American Community Survey 5-Year Estimates

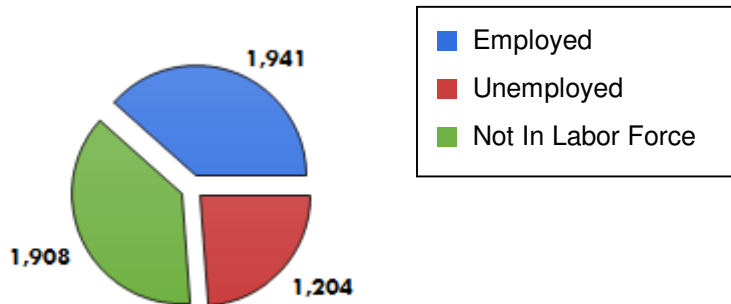
PROGRAM FACT SHEET 2014-2015*

Idaho

ENROLLMENT				
	Adult Basic Education	Adult Secondary Education	English Literacy	Total
TOTAL	2,752	480	1,821	5,053

HSE / High School Completion Graduates	Number of Graduates
	202

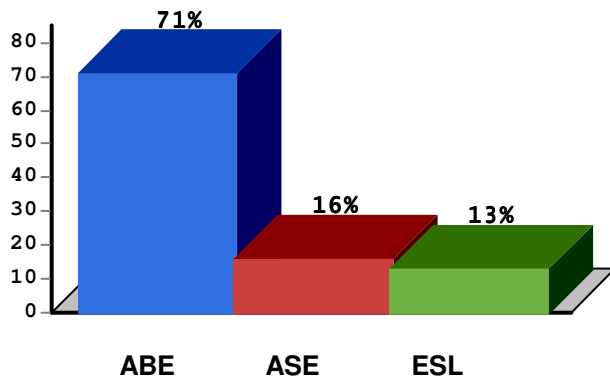
Participant Status



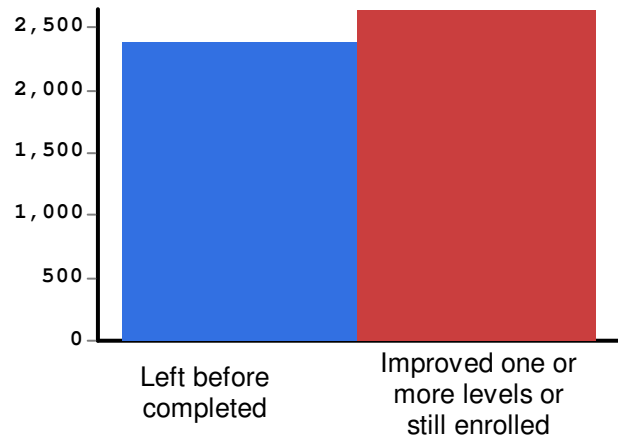
Grants



Percentage of 16-24 in each program



Program Enrollment Performance



US Census, 2010 American Community Survey 5-Year Estimates	
Educational Attainment: Less than 9th grade	44,595
Educational Attainment: 9th to 12th grade, no diploma	93,375
Limited English Proficiency (LEP)	28,712

Amelia Valasek, ABE/GED Coordinator
 State Division of Professional-Technical Education
 P.O. Box 83720 Boise, ID 83720-0095
 Phone: (208) 334-3216 Fax: (208) 334-2365
 Email: Amelia.Valasek@pte.idaho.gov Website: <http://www.pte.idaho.gov/ABE/Home.html>

National Council of State Directors of Adult Education

Sources*: OVAE National Reporting System – 2014-2015 Reporting Tables 1, 3, 4, 5, 6 and FFR1;
 US Census, 2010 American Community Survey 5-Year Estimates

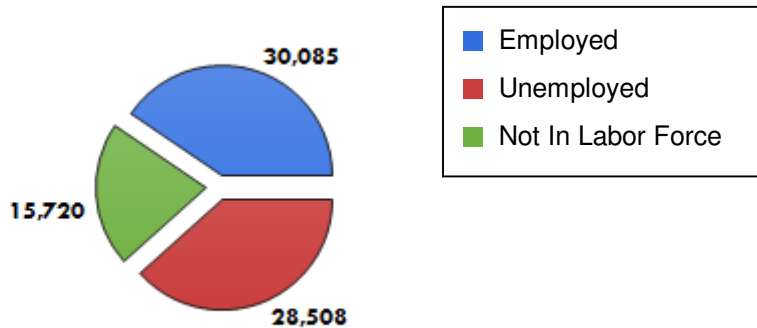
PROGRAM FACT SHEET 2014-2015*

Illinois

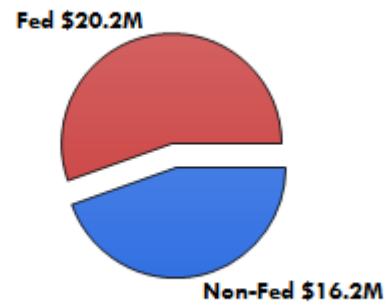
ENROLLMENT				
	Adult Basic Education	Adult Secondary Education	English Literacy	Total
TOTAL	25,859	6,446	42,008	74,313

HSE / High School Completion Graduates	Number of Graduates
	1,249

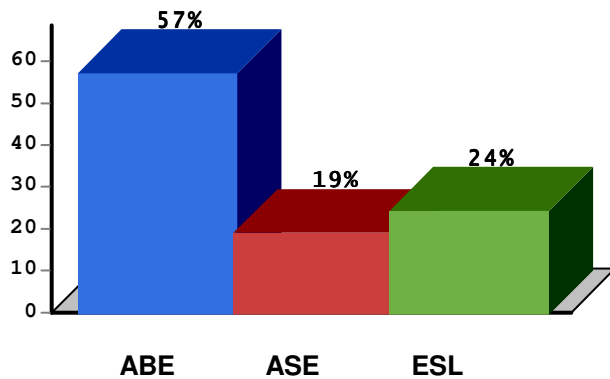
Participant Status



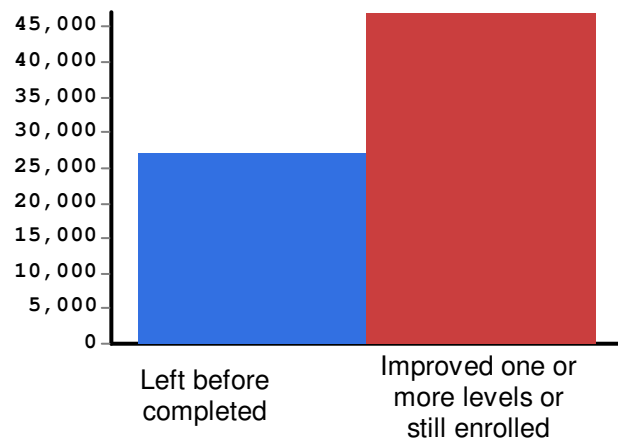
Grants



Percentage of 16-24 in each program



Program Enrollment Performance



US Census, 2010 American Community Survey 5-Year Estimates	
Educational Attainment: Less than 9th grade	530,454
Educational Attainment: 9th to 12th grade, no diploma	817,957
Limited English Proficiency (LEP)	549,179

Jennifer K. Foster, Vice President Adult Education and Workforce Development
 Illinois Community College Board
 401 East Capitol Avenue Springfield, IL 62701-1711
 Phone: (217) 785-0171 Fax: (217) 558-6700
 Email: Jennifer.Foster@illinois.gov Website: <http://www.iccb.org/index.html>

National Council of State Directors of Adult Education

Sources*: OVAE National Reporting System – 2014-2015 Reporting Tables 1, 3, 4, 5, 6 and FFR1;
 US Census, 2010 American Community Survey 5-Year Estimates

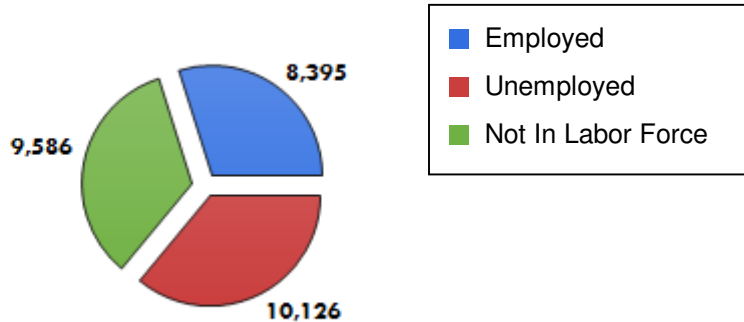
PROGRAM FACT SHEET 2014-2015*

Indiana

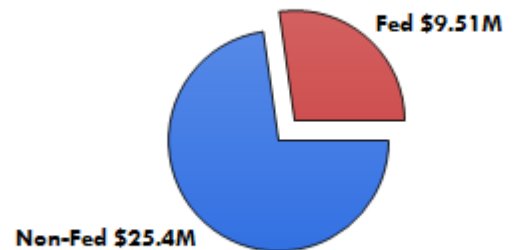
ENROLLMENT				
	Adult Basic Education	Adult Secondary Education	English Literacy	Total
TOTAL	18,872	4,182	5,053	28,107

HSE / High School Completion Graduates	Number of Graduates
	5,408

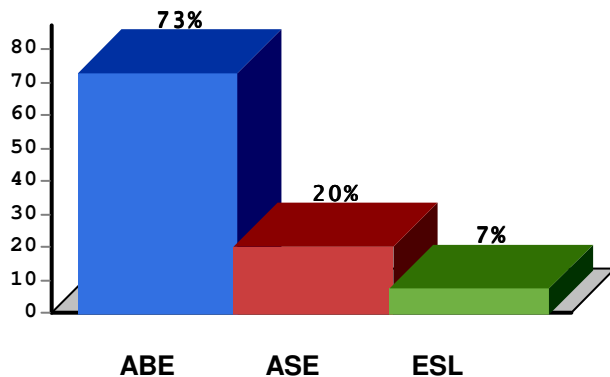
Participant Status



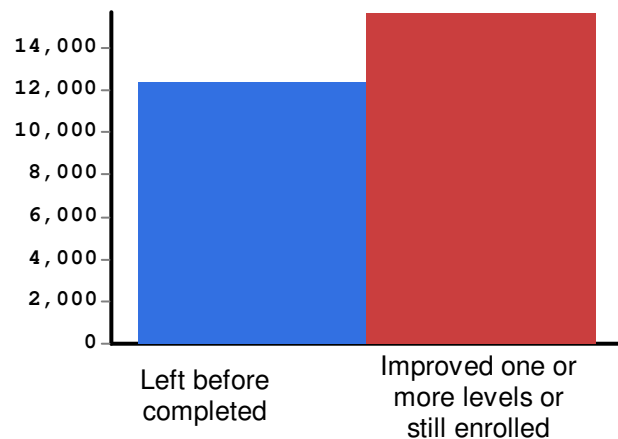
Grants



Percentage of 16-24 in each program



Program Enrollment Performance



US Census, 2010 American Community Survey 5-Year Estimates	
Educational Attainment: Less than 9th grade	197,827
Educational Attainment: 9th to 12th grade, no diploma	502,349
Limited English Proficiency (LEP)	83,483

MaryIn Pitzulo, Director of Adult Education
 Department of Workforce Development
 10 N. Senate Avenue Indianapolis, IN 46204
 Phone: (317) 233-6792 Fax: (317) 233-1670

Email: MPitzulo@dwd.in.gov Website: <http://www.in.gov/dwd/adulted.htm>

National Council of State Directors of Adult Education

Sources*: OVAE National Reporting System – 2014-2015 Reporting Tables 1, 3, 4, 5, 6 and FFR1;
 US Census, 2010 American Community Survey 5-Year Estimates

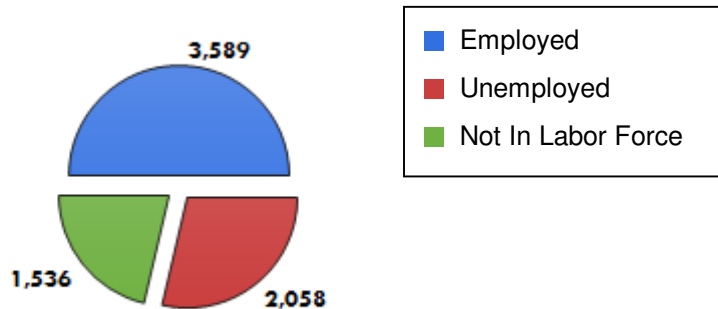
PROGRAM FACT SHEET 2014-2015*

Kansas

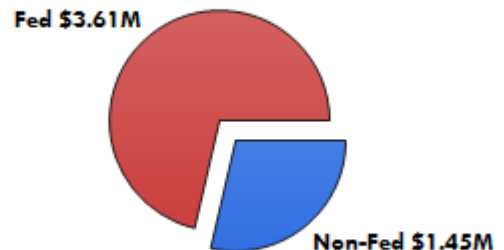
ENROLLMENT				
	Adult Basic Education	Adult Secondary Education	English Literacy	Total
TOTAL	3,373	844	2,966	7,183

HSE / High School Completion Graduates	Number of Graduates
	599

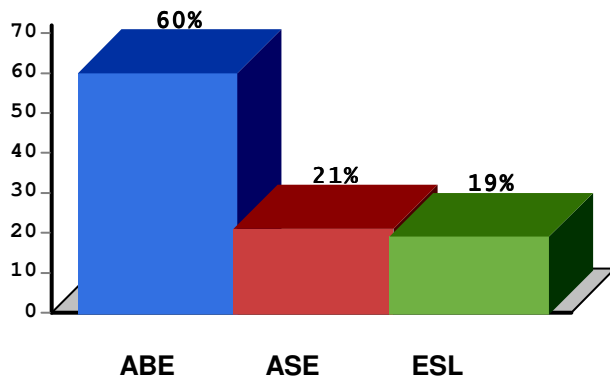
Participant Status



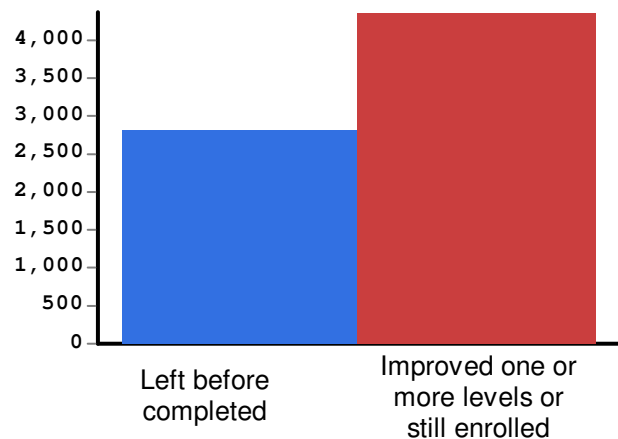
Grants



Percentage of 16-24 in each program



Program Enrollment Performance



US Census, 2010 American Community Survey 5-Year Estimates	
Educational Attainment: Less than 9th grade	80,590
Educational Attainment: 9th to 12th grade, no diploma	156,320
Limited English Proficiency (LEP)	60,499

Dr. Susan Fish, State Director of Adult Education
 Kansas Board of Regents
 1000 Southwest Jackson Suite 520 Topeka, KS 66612
 Phone: (785) 296-7159 Fax: (785) 296-0983
 Email: sfish@ksbor.org Website: <http://www.kansasregents.org>

National Council of State Directors of Adult Education

Sources*: OVAE National Reporting System – 2014-2015 Reporting Tables 1, 3, 4, 5, 6 and FFR1;
 US Census, 2010 American Community Survey 5-Year Estimates

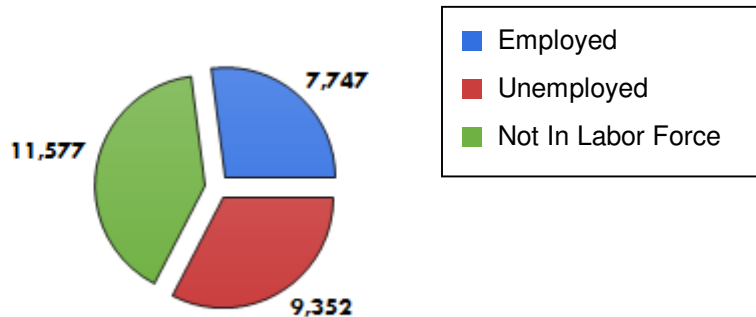
PROGRAM FACT SHEET 2014-2015*

Kentucky

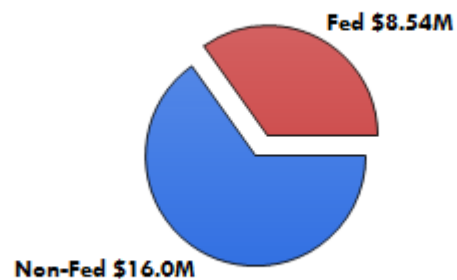
ENROLLMENT				
	Adult Basic Education	Adult Secondary Education	English Literacy	Total
TOTAL	17,363	7,158	4,155	28,676

HSE / High School Completion Graduates	Number of Graduates
	1,055

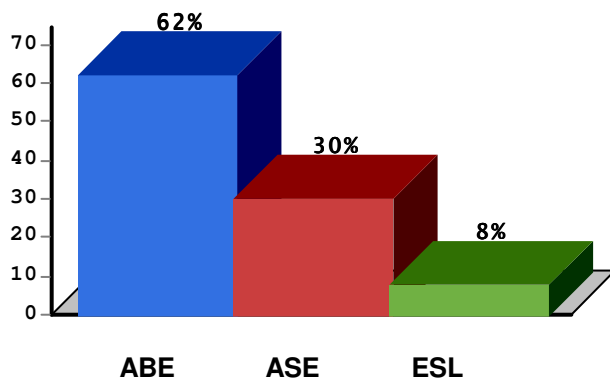
Participant Status



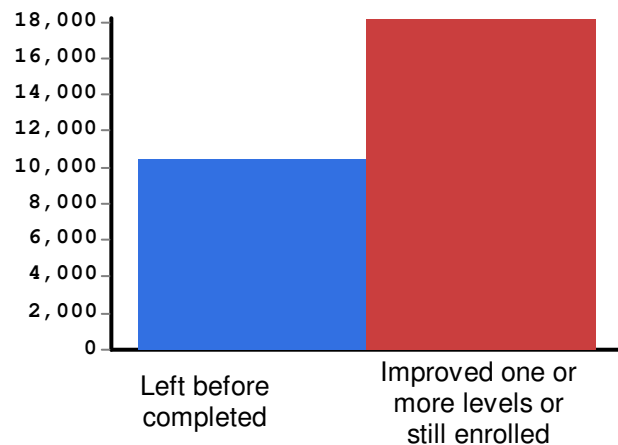
Grants



Percentage of 16-24 in each program



Program Enrollment Performance



US Census, 2010 American Community Survey 5-Year Estimates	
Educational Attainment: Less than 9th grade	243,770
Educational Attainment: 9th to 12th grade, no diploma	370,427
Limited English Proficiency (LEP)	37,839

Mr. Reecie Stagnolia, Vice President
 Council on Postsecondary Education
 1024 Capital Center Drive Suite 250 Frankfort, KY 40601
 Phone: (502) 573-5114 Fax: (502) 573-5436
 Email: reecie.stagnolia@ky.gov Website: <http://adulthood.state.ky.us>

National Council of State Directors of Adult Education

Sources*: OVAE National Reporting System – 2014-2015 Reporting Tables 1, 3, 4, 5, 6 and FFR1;
 US Census, 2010 American Community Survey 5-Year Estimates

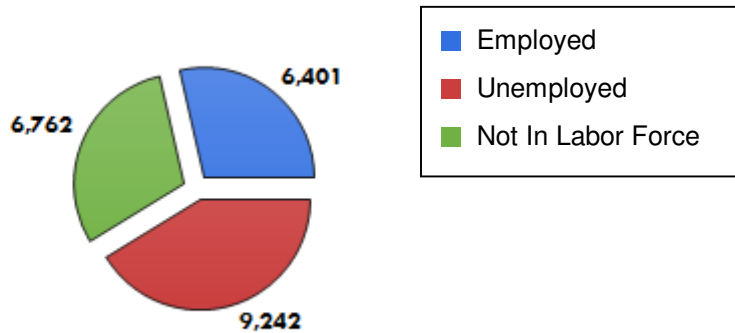
PROGRAM FACT SHEET 2014-2015*

Louisiana

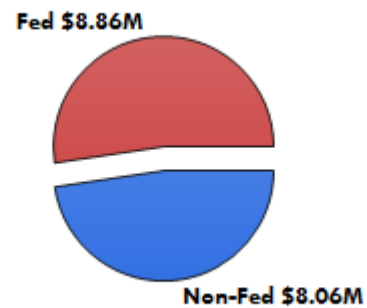
ENROLLMENT				
	Adult Basic Education	Adult Secondary Education	English Literacy	Total
TOTAL	17,223	2,276	2,906	22,405

HSE / High School Completion Graduates	Number of Graduates
	2,741

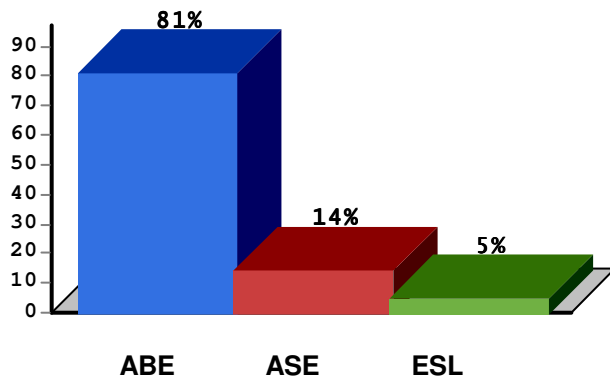
Participant Status



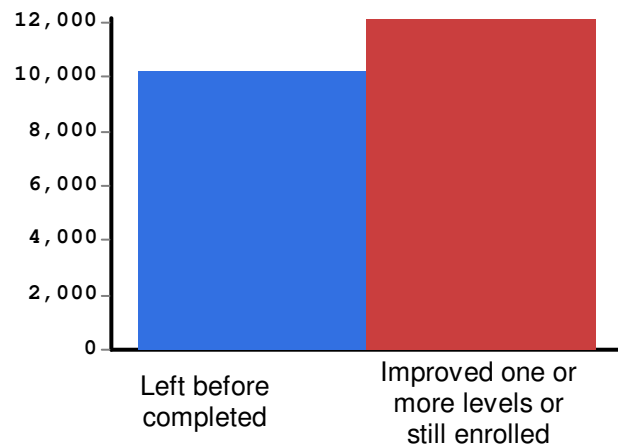
Grants



Percentage of 16-24 in each program



Program Enrollment Performance



US Census, 2010 American Community Survey 5-Year Estimates	
Educational Attainment: Less than 9th grade	210,466
Educational Attainment: 9th to 12th grade, no diploma	434,100
Limited English Proficiency (LEP)	49,138

Raye Nell Spillman, Director of Adult Education Services
Louisiana Community and Technical College System
265 South Foster Drive Baton Rouge, LA 70806
Phone: (225) 308-4393 Fax: (225) 922-1185
Email: rspillman@lctcs.edu Website: <http://www.lctcs.edu>

National Council of State Directors of Adult Education

Sources*: OVAE National Reporting System – 2014-2015 Reporting Tables 1, 3, 4, 5, 6 and FFR1;
US Census, 2010 American Community Survey 5-Year Estimates

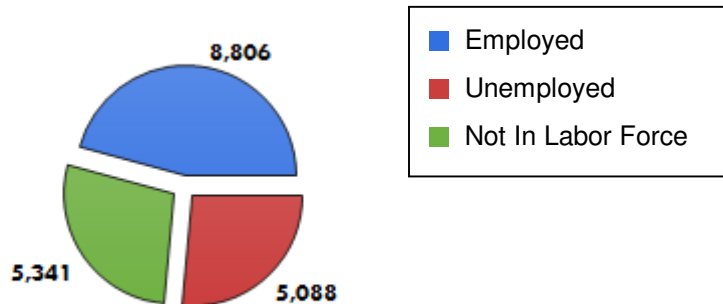
PROGRAM FACT SHEET 2014-2015*

Massachusetts

ENROLLMENT				
	Adult Basic Education	Adult Secondary Education	English Literacy	Total
TOTAL	4,521	3,094	11,620	19,235

HSE / High School Completion Graduates	Number of Graduates
	472

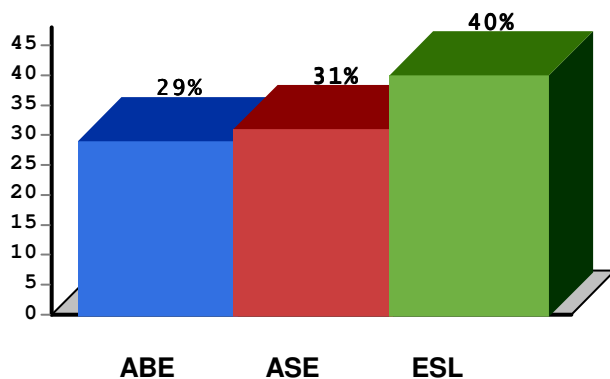
Participant Status



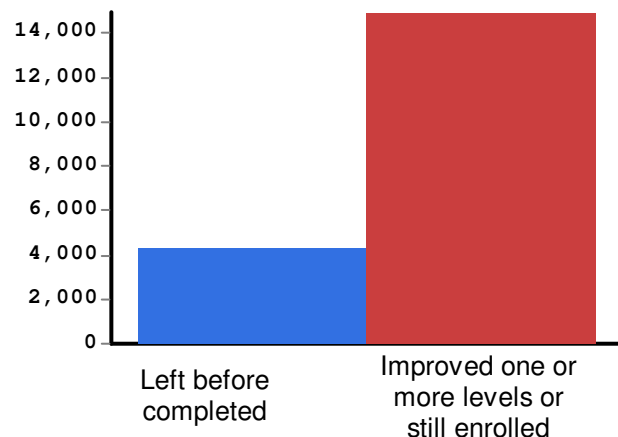
Grants



Percentage of 16-24 in each program



Program Enrollment Performance



US Census, 2010 American Community Survey 5-Year Estimates	
Educational Attainment: Less than 9th grade	224,135
Educational Attainment: 9th to 12th grade, no diploma	351,030
Limited English Proficiency (LEP)	249,823

Jolanta Conway, Interim State ABE Director
 Department of Elementary and Secondary Education Massachusetts Department of Education
 75 Pleasant Street Malden, MA 02148
 Phone: (781) 338-3853 Fax: (781) 338-3394
 Email: jconway@doe.mass.edu Website: <http://www.doe.mass.edu/acls/>

National Council of State Directors of Adult Education

Sources*: OVAE National Reporting System – 2014-2015 Reporting Tables 1, 3, 4, 5, 6 and FFR1;
 US Census, 2010 American Community Survey 5-Year Estimates

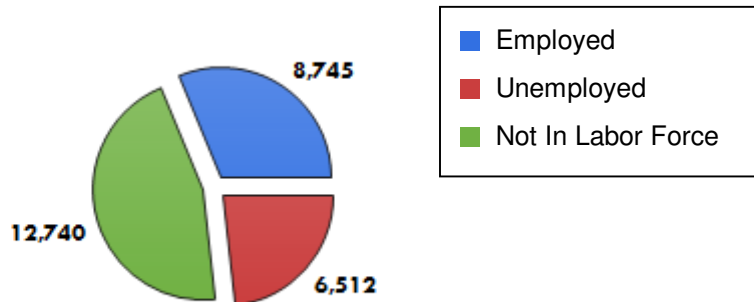
PROGRAM FACT SHEET 2014-2015*

Maryland

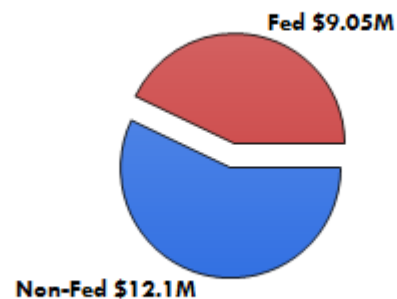
ENROLLMENT				
	Adult Basic Education	Adult Secondary Education	English Literacy	Total
TOTAL	11,318	2,764	13,915	27,997

HSE / High School Completion Graduates	Number of Graduates
	1,161

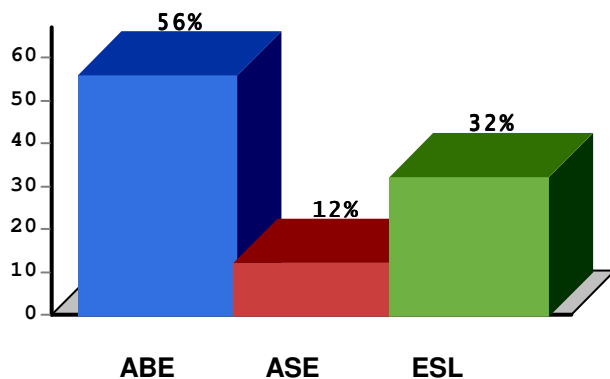
Participant Status



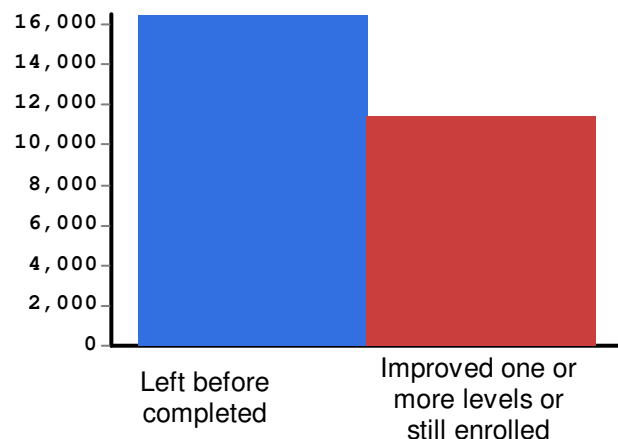
Grants



Percentage of 16-24 in each program



Program Enrollment Performance



US Census, 2010 American Community Survey 5-Year Estimates	
Educational Attainment: Less than 9th grade	182,240
Educational Attainment: 9th to 12th grade, no diploma	360,485
Limited English Proficiency (LEP)	148,514

Ms. Patricia Tyler, Deputy Assistant Secretary for Adult Education
 Division of Workforce Development and Adult Learning Department of Labor, Licensing and Regulation
 1100 North Eutaw Street Room 120 Baltimore, MD 21201
 Phone: (410) 767-1008 Fax: (410) 333-2099
 Email: patricia.tyler1@maryland.gov Website: <http://dllr.maryland.gov/gedmd/>

National Council of State Directors of Adult Education

Sources*: OVAE National Reporting System – 2014-2015 Reporting Tables 1, 3, 4, 5, 6 and FFR1;
 US Census, 2010 American Community Survey 5-Year Estimates

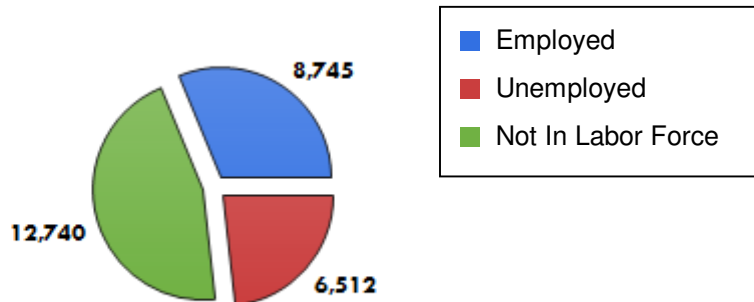
PROGRAM FACT SHEET 2014-2015*

Maine

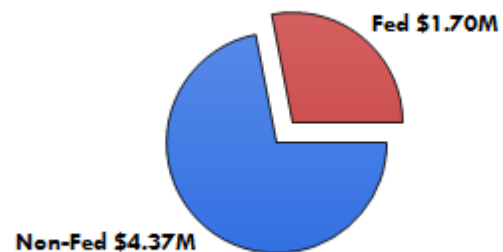
ENROLLMENT				
	Adult Basic Education	Adult Secondary Education	English Literacy	Total
TOTAL	3,031	1,078	1,621	5,730

HSE / High School Completion Graduates	Number of Graduates
	863

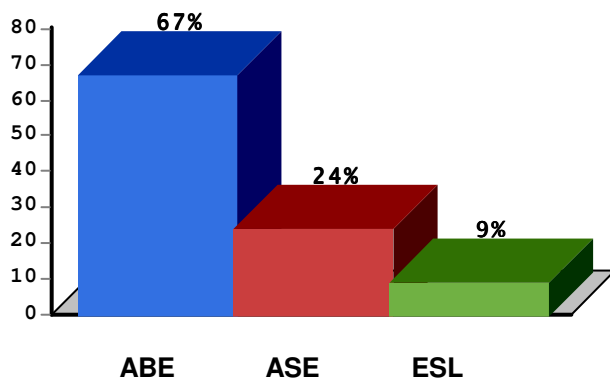
Participant Status



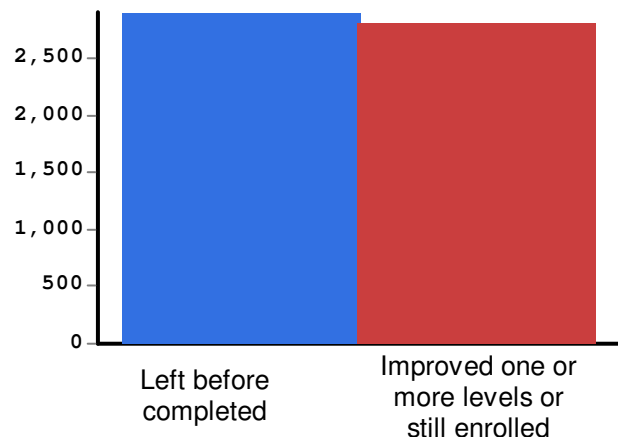
Grants



Percentage of 16-24 in each program



Program Enrollment Performance



US Census, 2010 American Community Survey 5-Year Estimates	
Educational Attainment: Less than 9th grade	36,371
Educational Attainment: 9th to 12th grade, no diploma	75,316
Limited English Proficiency (LEP)	5,959

Gail Senese, State Director Adult and Family Literacy

Maine Department of Education

23 State House Station Augusta, ME 04333

Phone: (207) 624-6755 Fax: (207) 624-6651

Email: Gail.senese@maine.gov Website: <http://www.maine.gov/education/aded/dev>

National Council of State Directors of Adult Education

Sources*: OVAE National Reporting System – 2014-2015 Reporting Tables 1, 3, 4, 5, 6 and FFR1;

US Census, 2010 American Community Survey 5-Year Estimates

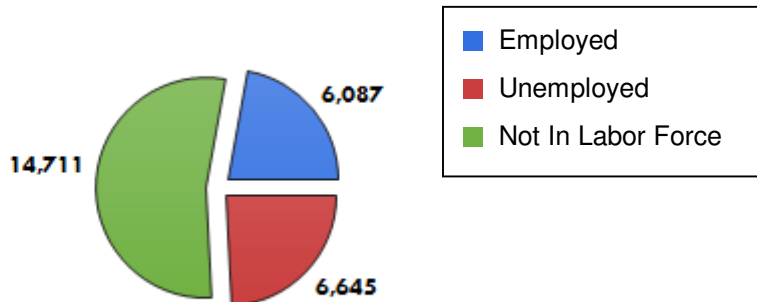
PROGRAM FACT SHEET 2014-2015*

Michigan

ENROLLMENT				
	Adult Basic Education	Adult Secondary Education	English Literacy	Total
TOTAL	16,644	2,235	8,564	27,443

HSE / High School Completion Graduates	Number of Graduates
	2,299

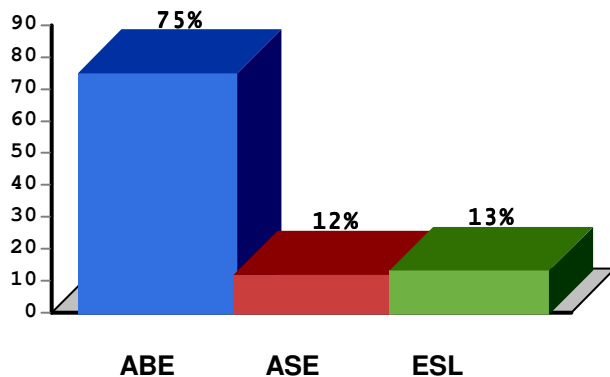
Participant Status



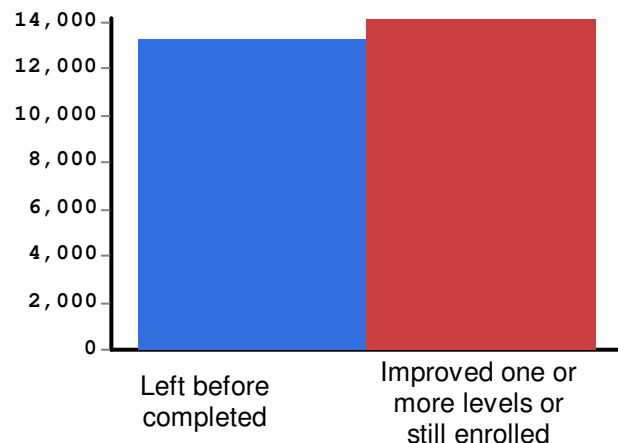
Grants



Percentage of 16-24 in each program



Program Enrollment Performance



US Census, 2010 American Community Survey 5-Year Estimates	
Educational Attainment: Less than 9th grade	247,045
Educational Attainment: 9th to 12th grade, no diploma	689,022
Limited English Proficiency (LEP)	124,667

Sean Lively, Director, Education and Career Success
Talent Investment Agency Michigan Department of Career Development
201 N. Washington Square Lansing, MI 48913
Phone: (517) 373-3430 Fax: (517) 335-3630
Email: LivelyS@michigan.gov Website: <http://www.michigan.gov/wda>

National Council of State Directors of Adult Education

Sources*: OVAE National Reporting System – 2014-2015 Reporting Tables 1, 3, 4, 5, 6 and FFR1;
US Census, 2010 American Community Survey 5-Year Estimates

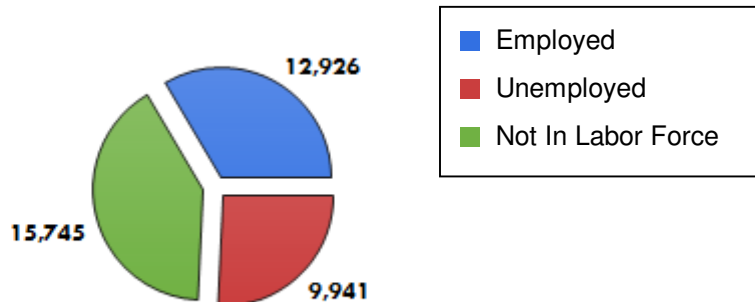
PROGRAM FACT SHEET 2014-2015*

Minnesota

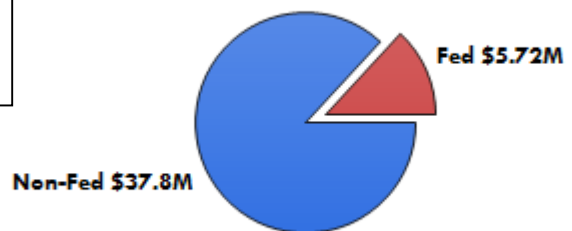
ENROLLMENT				
	Adult Basic Education	Adult Secondary Education	English Literacy	Total
TOTAL	14,804	6,185	17,623	38,612

HSE / High School Completion Graduates	Number of Graduates
	686

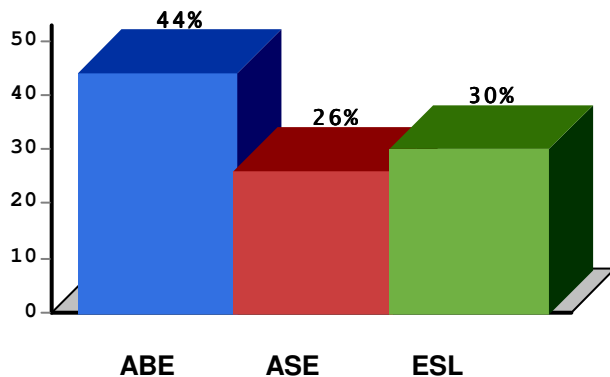
Participant Status



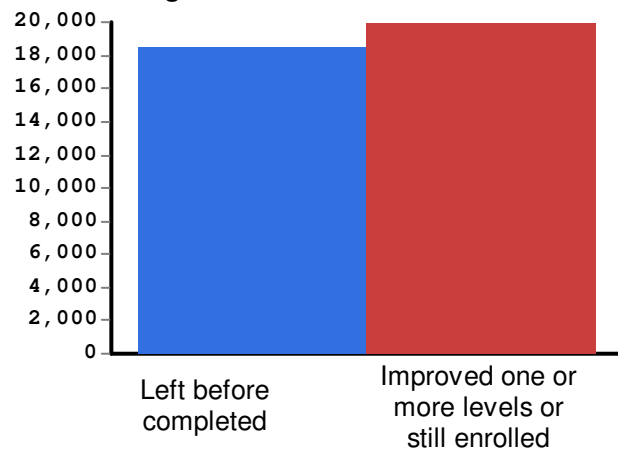
Grants



Percentage of 16-24 in each program



Program Enrollment Performance



US Census, 2010 American Community Survey 5-Year Estimates	
Educational Attainment: Less than 9th grade	129,996
Educational Attainment: 9th to 12th grade, no diploma	238,582
Limited English Proficiency (LEP)	90,290

Todd Wagner, Director of ABE
 Adult Basic Education Minnesota Department of Education
 1500 Highway 36 West Roseville, MN 55113-4266
 Phone: (651) 582-8442 Fax: (651) 634-5154
 Email: todd.wagner@state.mn.us Website: <http://mnabe.org/>

National Council of State Directors of Adult Education

Sources*: OVAE National Reporting System – 2014-2015 Reporting Tables 1, 3, 4, 5, 6 and FFR1;
 US Census, 2010 American Community Survey 5-Year Estimates

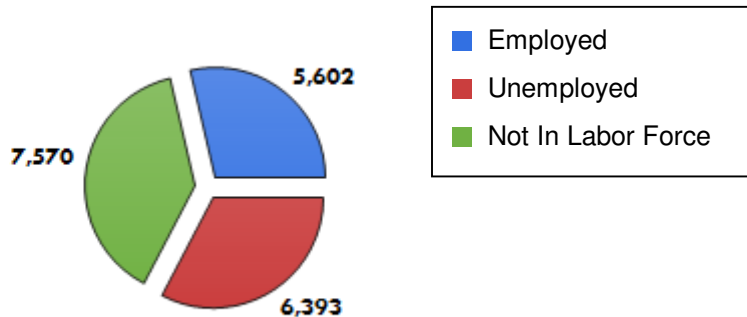
PROGRAM FACT SHEET 2014-2015*

Missouri

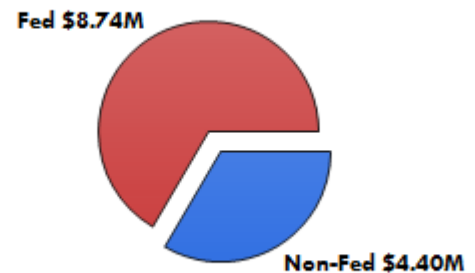
ENROLLMENT				
	Adult Basic Education	Adult Secondary Education	English Literacy	Total
TOTAL	12,994	1,548	5,023	19,565

HSE / High School Completion Graduates	Number of Graduates
	2,442

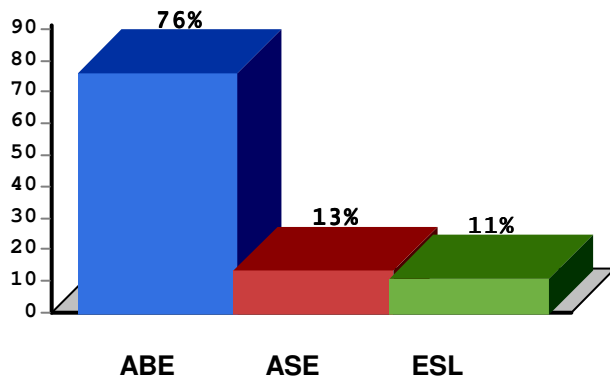
Participant Status



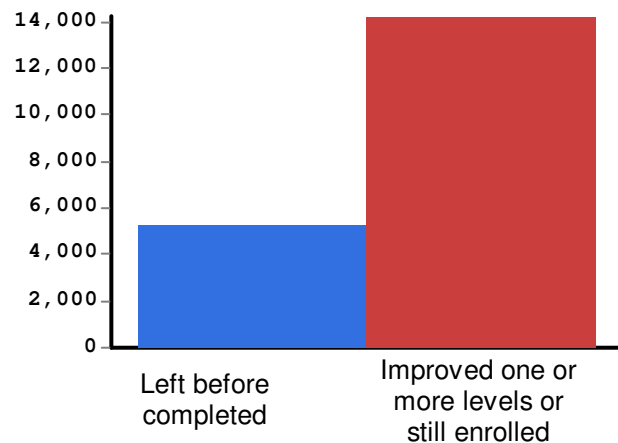
Grants



Percentage of 16-24 in each program



Program Enrollment Performance



US Census, 2010 American Community Survey 5-Year Estimates	
Educational Attainment: Less than 9th grade	193,166
Educational Attainment: 9th to 12th grade, no diploma	447,066
Limited English Proficiency (LEP)	52,949

Elaine Bryan, State Director of Adult Education
 Department of Elementary and Secondary Education
 205 Jefferson Road P.O. Box 480 Jefferson City, MO 65102
 Phone: (573) 526-4823 Fax: (573) 526-5710
 Email: elaine.bryan@dese.mo.gov Website: <http://www.ael.mo.gov>

National Council of State Directors of Adult Education

Sources*: OVAE National Reporting System – 2014-2015 Reporting Tables 1, 3, 4, 5, 6 and FFR1;
 US Census, 2010 American Community Survey 5-Year Estimates

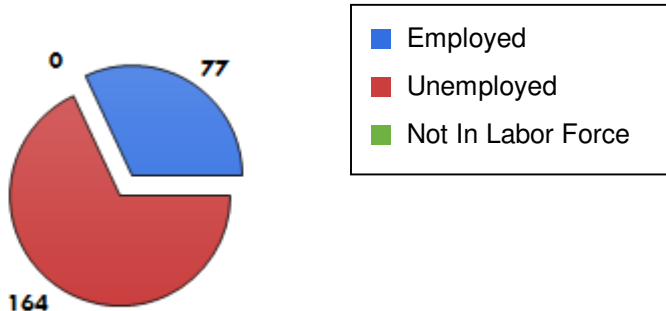
PROGRAM FACT SHEET 2014-2015*

Northern Mariana Islands

ENROLLMENT				
	Adult Basic Education	Adult Secondary Education	English Literacy	Total
TOTAL	150	71	15	236

HSE / High School Completion Graduates	Number of Graduates
	41

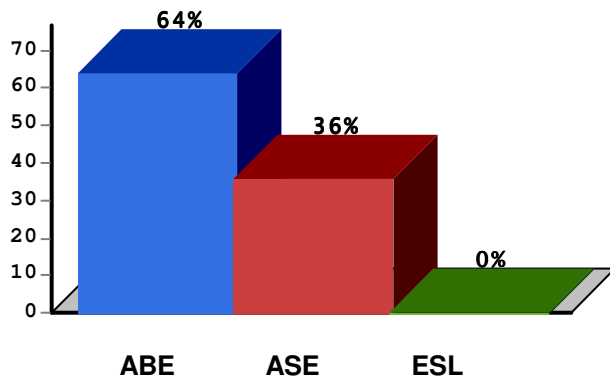
Participant Status



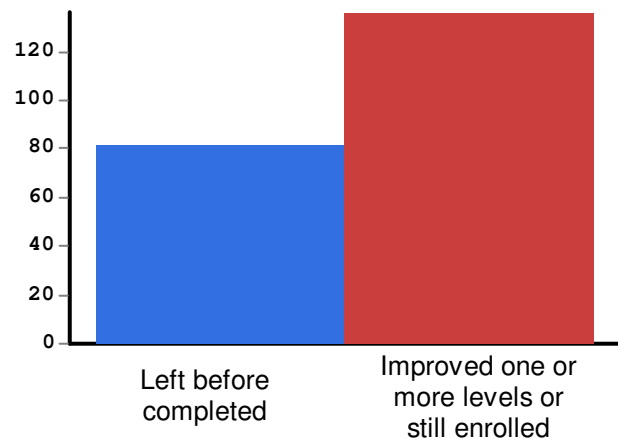
Grants



Percentage of 16-24 in each program



Program Enrollment Performance



US Census, 2010 American Community Survey 5-Year Estimates	
Educational Attainment: Less than 9th grade	+
Educational Attainment: 9th to 12th grade, no diploma	+
Limited English Proficiency (LEP)	+

Ms. Fe Y. Calixterio, Director, Adult Basic Education
 Northern Marianas College Commonwealth of the Northern Mariana Islands
 PO Box 501250 - As Teriaje Campus Saipan, MP 96950
 Phone: (670) 234-5498 Fax: (670) 235-4940
 Email: fec@nmcnet.edu Website: <http://www.nmcnet.edu>

National Council of State Directors of Adult Education

Sources*: OVAE National Reporting System – 2014-2015 Reporting Tables 1, 3, 4, 5, 6 and FFR1;

US Census, 2010 American Community Survey 5-Year Estimates

+ Value within statistical margin of error or unknown.

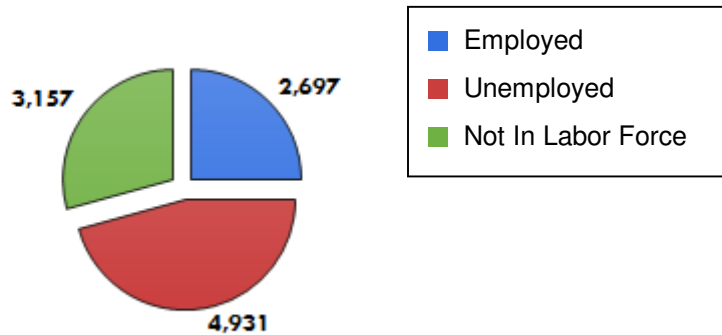
PROGRAM FACT SHEET 2014-2015*

Mississippi

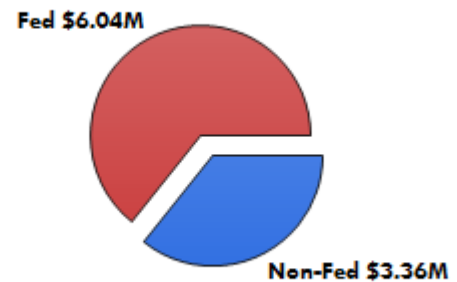
ENROLLMENT				
	Adult Basic Education	Adult Secondary Education	English Literacy	Total
TOTAL	9,464	1,088	233	10,785

HSE / High School Completion Graduates	Number of Graduates
	575

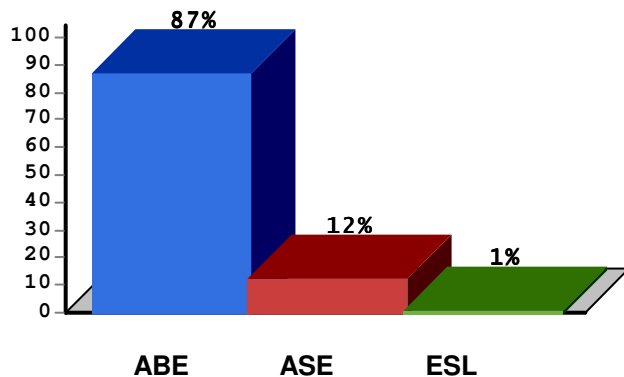
Participant Status



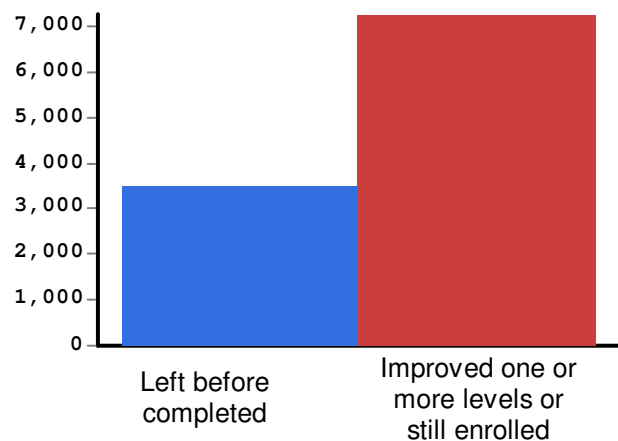
Grants



Percentage of 16-24 in each program



Program Enrollment Performance



US Census, 2010 American Community Survey 5-Year Estimates	
Educational Attainment: Less than 9th grade	142,456
Educational Attainment: 9th to 12th grade, no diploma	304,780
Limited English Proficiency (LEP)	23,196

Sandy Crist, Director of Adult Literacy
 Division of Adult Education Mississippi Community College Board
 3825 Ridgewood Road Jackson, MS 39211
 Phone: (601) 432-6338 Fax: (601) 432-6890
 Email: scrist@mccb.edu Website: <http://www.mccb.edu>

National Council of State Directors of Adult Education

Sources*: OVAE National Reporting System – 2014-2015 Reporting Tables 1, 3, 4, 5, 6 and FFR1;
 US Census, 2010 American Community Survey 5-Year Estimates

PROGRAM FACT SHEET 2014-2015*

Montana

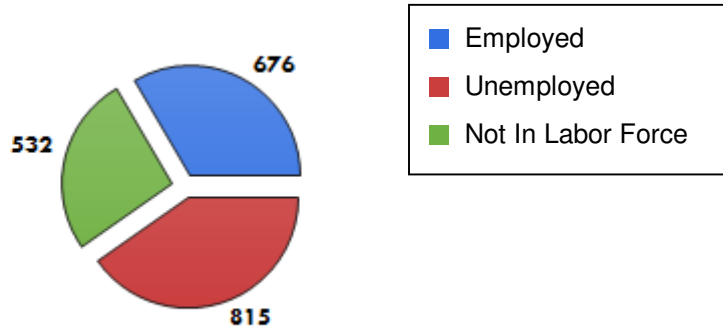
ENROLLMENT				
	Adult Basic Education	Adult Secondary Education	English Literacy	Total
TOTAL	1,490	376	153	2,019

HSE / High School Completion Graduates

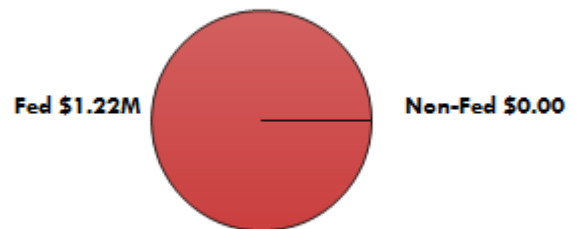
Number of Graduates

503

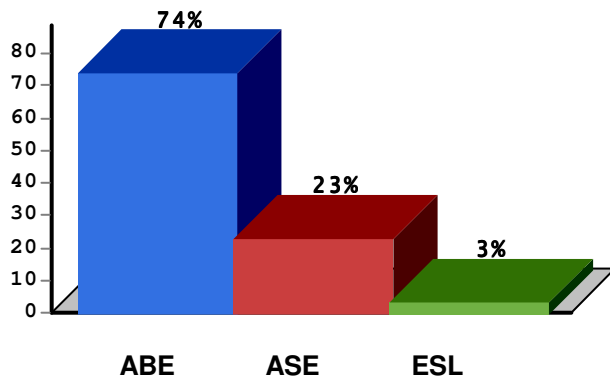
Participant Status



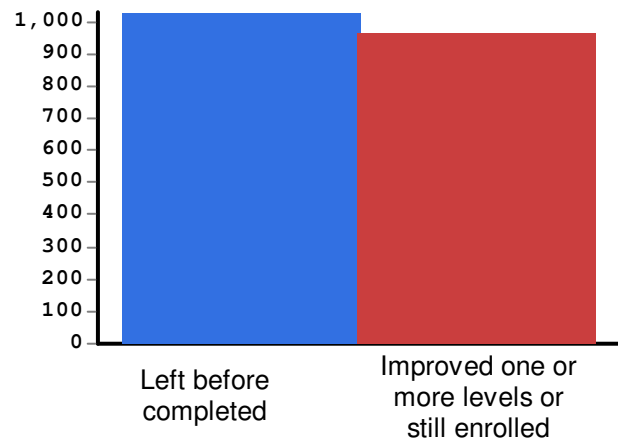
Grants



Percentage of 16-24 in each program



Program Enrollment Performance



US Census, 2010 American Community Survey 5-Year Estimates

Educational Attainment: Less than 9th grade	20,999
Educational Attainment: 9th to 12th grade, no diploma	53,539
Limited English Proficiency (LEP)	2,241

Ms. Margaret Bowles, Adult Basic and Literacy Education Specialist

Montana Office of Public Instruction

PO Box 202501 1300 11th Avenue Helena, MT 59620-2501

Phone: (406) 444-4443 Fax: (406) 444-1373

Email: mbowles@mt.gov Website: <http://www.nwlincs.org/mtlincs/index.htm>

National Council of State Directors of Adult Education

Sources*: OVAE National Reporting System – 2014-2015 Reporting Tables 1, 3, 4, 5, 6 and FFR1;

US Census, 2010 American Community Survey 5-Year Estimates

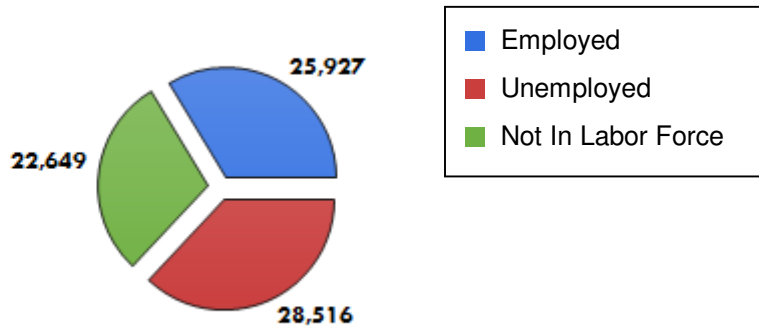
PROGRAM FACT SHEET 2014-2015*

North Carolina

ENROLLMENT				
	Adult Basic Education	Adult Secondary Education	English Literacy	Total
TOTAL	43,169	12,006	21,917	77,092

HSE / High School Completion Graduates	Number of Graduates
	3,393

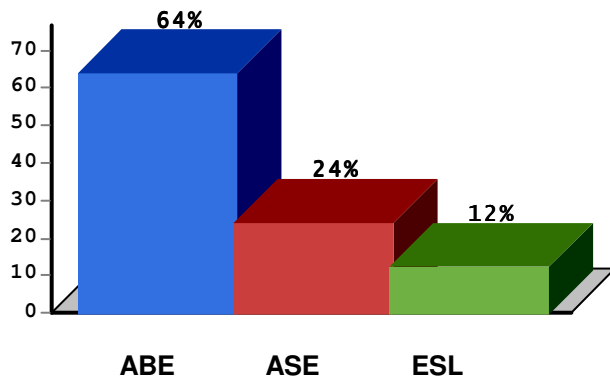
Participant Status



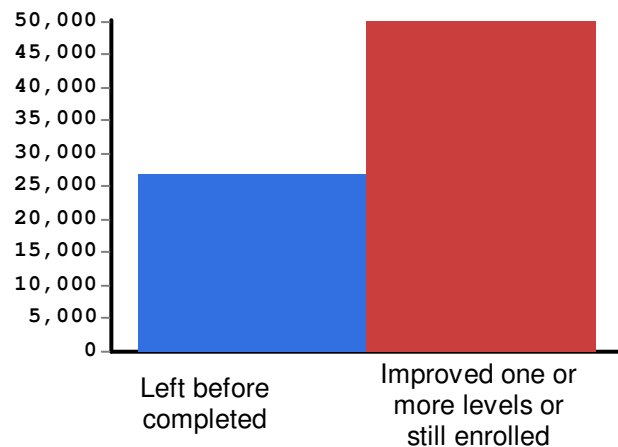
Grants



Percentage of 16-24 in each program



Program Enrollment Performance



US Census, 2010 American Community Survey 5-Year Estimates	
Educational Attainment: Less than 9th grade	403,696
Educational Attainment: 9th to 12th grade, no diploma	767,123
Limited English Proficiency (LEP)	231,284

Gilda Rubio-Festa, Associate Vice President of College and Career Readiness
 North Carolina Community College System
 5016 Mail Service Center Raleigh, NC 27699-5016
 Phone: (919) 807-7132 Fax: (919) 807-7173
 Email: rubio-festag@nccommunitycolleges.edu Website: <http://www.nccommunitycolleges.edu/>

National Council of State Directors of Adult Education

Sources*: OVAE National Reporting System – 2014-2015 Reporting Tables 1, 3, 4, 5, 6 and FFR1;
 US Census, 2010 American Community Survey 5-Year Estimates

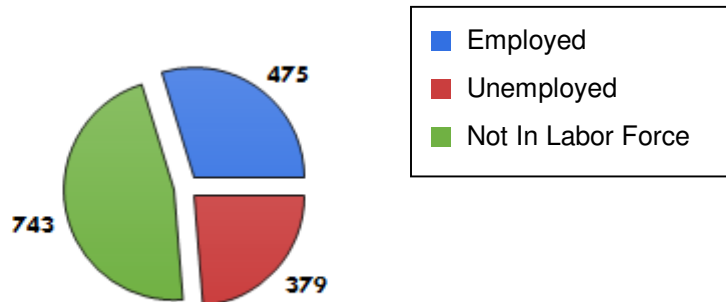
PROGRAM FACT SHEET 2014-2015*

North Dakota

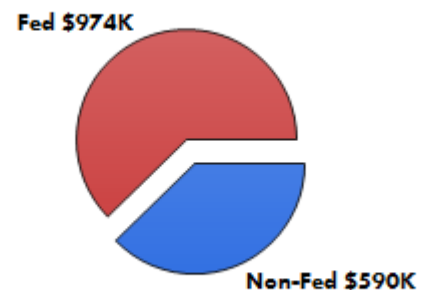
ENROLLMENT				
	Adult Basic Education	Adult Secondary Education	English Literacy	Total
TOTAL	765	298	526	1,589

HSE / High School Completion Graduates	Number of Graduates
	179

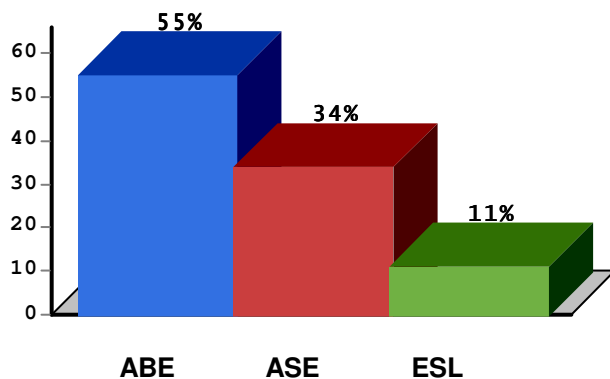
Participant Status



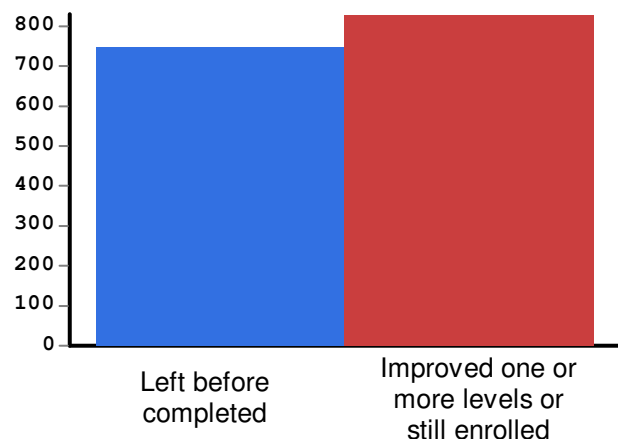
Grants



Percentage of 16-24 in each program



Program Enrollment Performance



US Census, 2010 American Community Survey 5-Year Estimates	
Educational Attainment: Less than 9th grade	24,540
Educational Attainment: 9th to 12th grade, no diploma	28,552
Limited English Proficiency (LEP)	3,083

Valerie Fischer, Director
 Adult Education and Family Literacy ND Department of Public Instruction
 600 East Blvd. State Capitol Bismarck, ND 58505-0440
 Phone: (701) 328-2393 Fax: (701) 328-4770
 Email: vfischer@nd.gov Website: <http://www.dpi.state.nd.us/adulted/index.shtm>

National Council of State Directors of Adult Education

Sources*: OVAE National Reporting System – 2014-2015 Reporting Tables 1, 3, 4, 5, 6 and FFR1;
 US Census, 2010 American Community Survey 5-Year Estimates

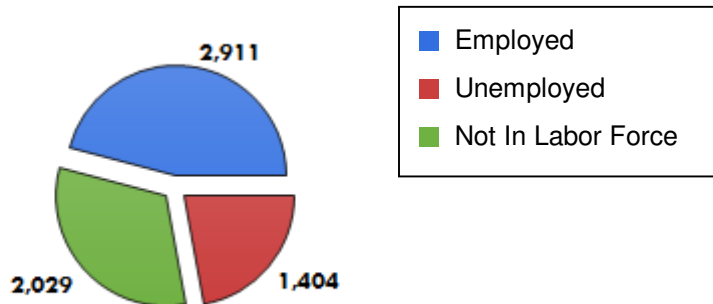
PROGRAM FACT SHEET 2014-2015*

Nebraska

ENROLLMENT				
	Adult Basic Education	Adult Secondary Education	English Literacy	Total
TOTAL	2,903	514	2,927	6,344

HSE / High School Completion Graduates	Number of Graduates
	133

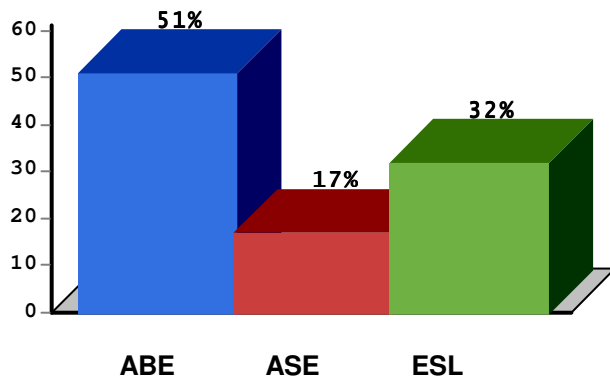
Participant Status



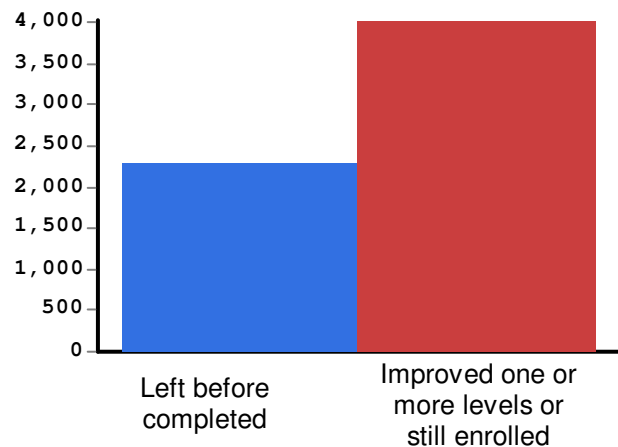
Grants



Percentage of 16-24 in each program



Program Enrollment Performance



US Census, 2010 American Community Survey 5-Year Estimates	
Educational Attainment: Less than 9th grade	50,945
Educational Attainment: 9th to 12th grade, no diploma	90,525
Limited English Proficiency (LEP)	38,870

Ms. Vicki Bauer, Director, Adult Education

Nebraska Department of Education

301 Centennial Mall South P.O. Box 94987 Lincoln, NE 68509

Phone: (402) 471-4807 Fax: (402) 471-8127

Email: vicki.l.bauer@nebraska.gov Website: <http://www.education.ne.gov/>

National Council of State Directors of Adult Education

Sources*: OVAE National Reporting System – 2014-2015 Reporting Tables 1, 3, 4, 5, 6 and FFR1;

US Census, 2010 American Community Survey 5-Year Estimates

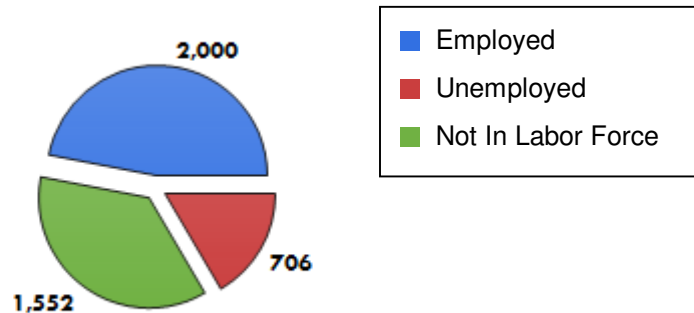
PROGRAM FACT SHEET 2014-2015*

New Hampshire

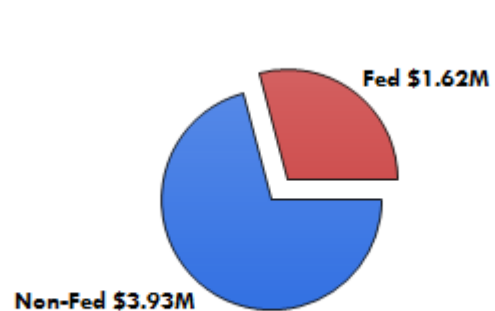
ENROLLMENT				
	Adult Basic Education	Adult Secondary Education	English Literacy	Total
TOTAL	1,119	1,013	2,126	4,258

HSE / High School Completion Graduates	Number of Graduates
	447

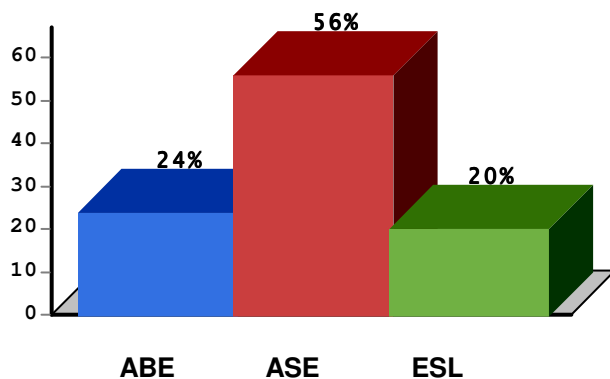
Participant Status



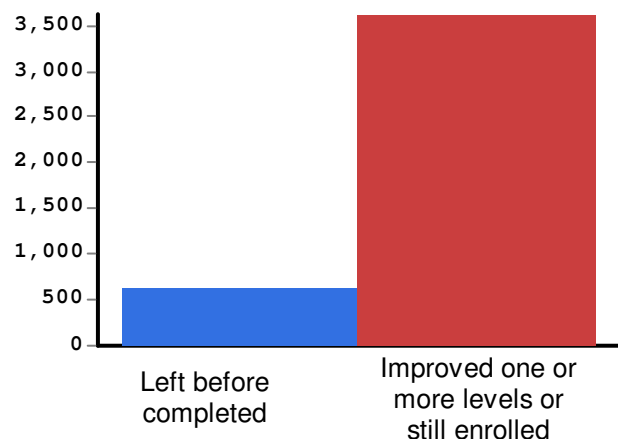
Grants



Percentage of 16-24 in each program



Program Enrollment Performance



US Census, 2010 American Community Survey 5-Year Estimates	
Educational Attainment: Less than 9th grade	26,884
Educational Attainment: 9th to 12th grade, no diploma	70,009
Limited English Proficiency (LEP)	10,413

Mr. Art Ellison, Administrator

Bureau of Adult Education New Hampshire Department of Education

21 South Fruit Street Suite #20 Concord, NH 03301

Phone: (603) 271-6698 Fax: (603) 271-3454

Email: Arthur.Ellison@doe.nh.gov Website: <http://www.nhadulted.org/>

National Council of State Directors of Adult Education

Sources*: OVAE National Reporting System – 2014-2015 Reporting Tables 1, 3, 4, 5, 6 and FFR1;

US Census, 2010 American Community Survey 5-Year Estimates

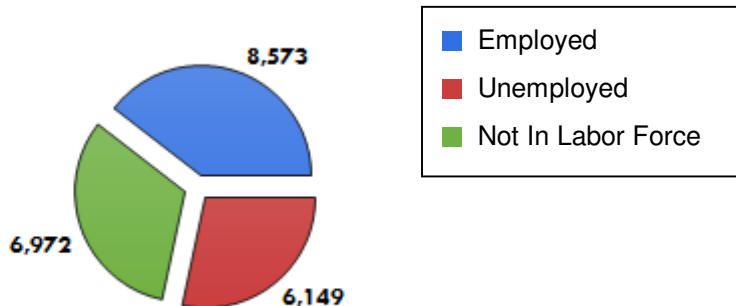
PROGRAM FACT SHEET 2014-2015*

New Jersey

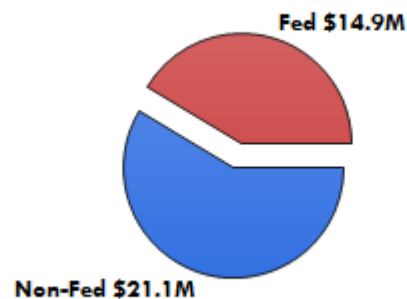
ENROLLMENT				
	Adult Basic Education	Adult Secondary Education	English Literacy	Total
TOTAL	8,507	1,126	12,061	21,694

HSE / High School Completion Graduates	Number of Graduates
	1,151

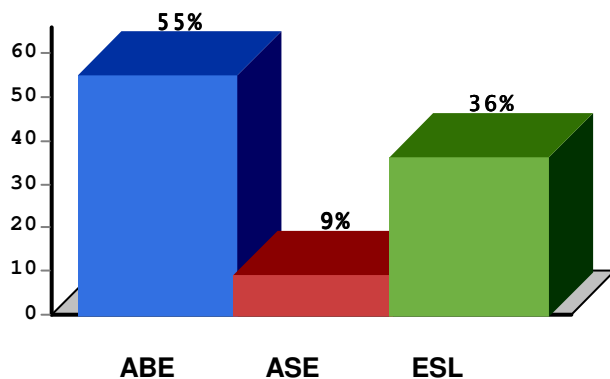
Participant Status



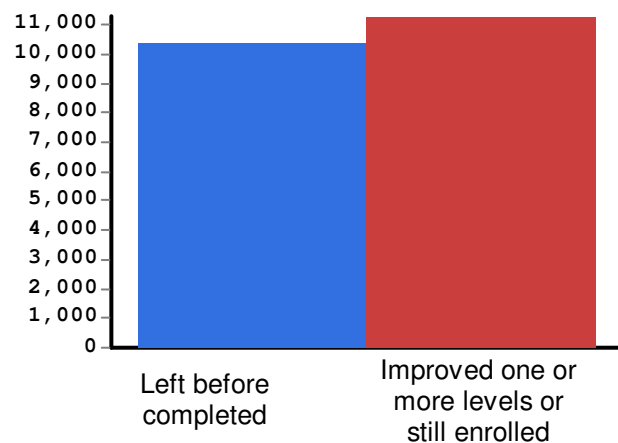
Grants



Percentage of 16-24 in each program



Program Enrollment Performance



US Census, 2010 American Community Survey 5-Year Estimates	
Educational Attainment: Less than 9th grade	344,957
Educational Attainment: 9th to 12th grade, no diploma	513,750
Limited English Proficiency (LEP)	482,454

Howard K. Miller Jr., Chief
 New Jersey Department of Labor and Workforce Development Office of Customized & Literacy Training
 POB 055, Seventh Floor Trenton, NJ 08625-0055
 Phone: (609) 984-4437 Fax: (609) 984-3562
 Email: Howard.Miller@dol.state.nj.us Website: <http://lwd.dol.state.nj.us/labor/>

National Council of State Directors of Adult Education

Sources*: OVAE National Reporting System – 2014-2015 Reporting Tables 1, 3, 4, 5, 6 and FFR1;
 US Census, 2010 American Community Survey 5-Year Estimates

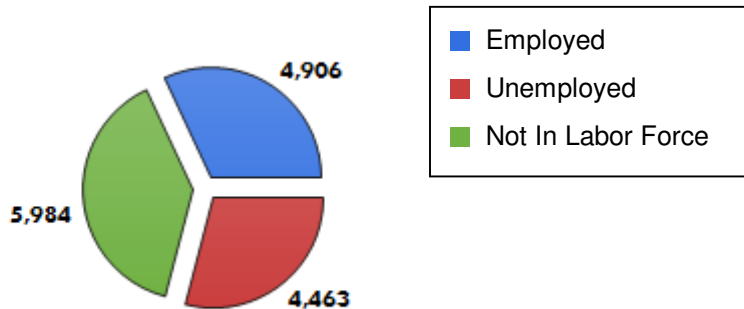
PROGRAM FACT SHEET 2014-2015*

New Mexico

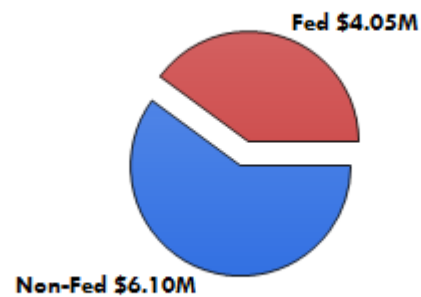
ENROLLMENT				
	Adult Basic Education	Adult Secondary Education	English Literacy	Total
TOTAL	8,422	1,089	5,842	15,353

HSE / High School Completion Graduates	Number of Graduates
	686

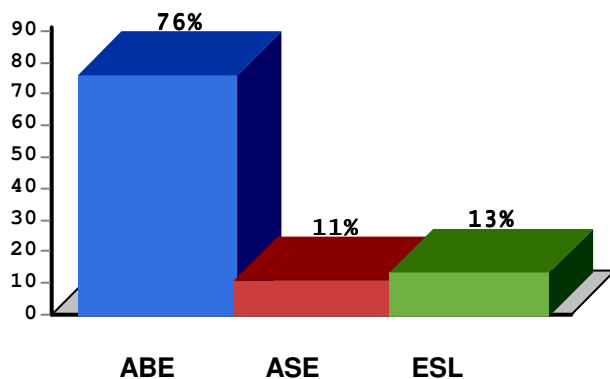
Participant Status



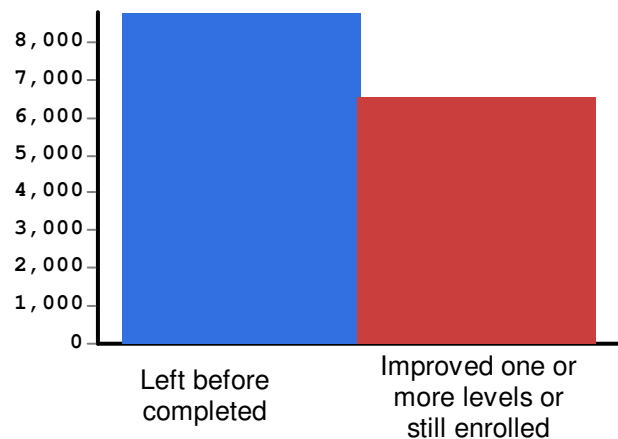
Grants



Percentage of 16-24 in each program



Program Enrollment Performance



US Census, 2010 American Community Survey 5-Year Estimates	
Educational Attainment: Less than 9th grade	106,795
Educational Attainment: 9th to 12th grade, no diploma	163,641
Limited English Proficiency (LEP)	86,739

Frances Bannowsky, Director, Adult Basic Education

New Mexico Higher Education Department

1068 Cerrillos Road Santa Fe, NM 87501

Phone: (505) 476-8440 Fax: (505) 476-6558

Email: frances.bannowsky@state.nm.us Website: <http://hed.state.nm.us>

National Council of State Directors of Adult Education

Sources*: OVAE National Reporting System – 2014-2015 Reporting Tables 1, 3, 4, 5, 6 and FFR1;

US Census, 2010 American Community Survey 5-Year Estimates

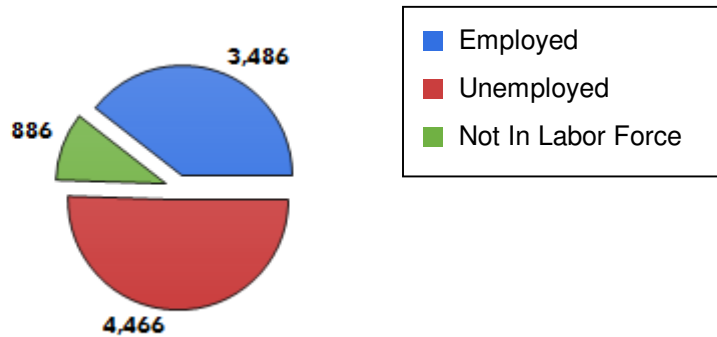
PROGRAM FACT SHEET 2014-2015*

Nevada

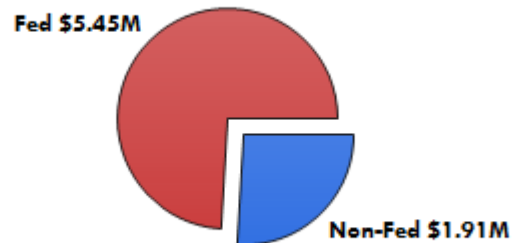
ENROLLMENT				
	Adult Basic Education	Adult Secondary Education	English Literacy	Total
TOTAL	2,063	174	6,598	8,835

HSE / High School Completion Graduates	Number of Graduates
	441

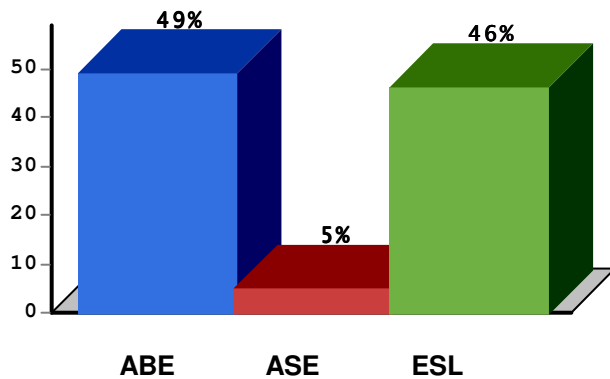
Participant Status



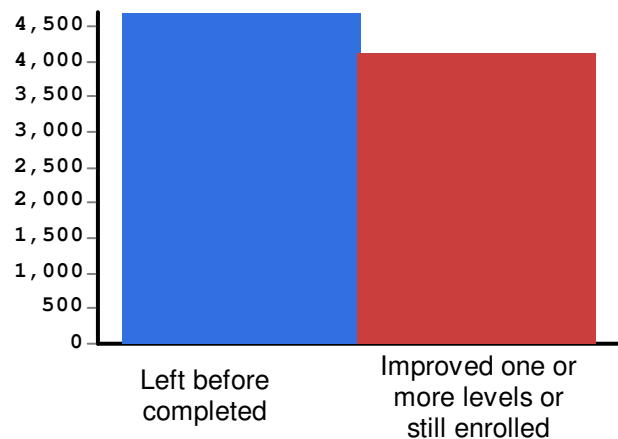
Grants



Percentage of 16-24 in each program



Program Enrollment Performance



US Census, 2010 American Community Survey 5-Year Estimates	
Educational Attainment: Less than 9th grade	118,612
Educational Attainment: 9th to 12th grade, no diploma	209,573
Limited English Proficiency (LEP)	152,409

Mr. Brad Deeds, Adult Education Director & State HSE Administrator

Nevada Department of Education

755 North Rop St. Suite 201 Carson City, NV 89701

Phone: (775) 687-7289 Fax: (775) 687-8636

Email: bdeeds@doe.nv.gov Website: <http://www.nevadaadulteducation.org>

National Council of State Directors of Adult Education

Sources*: OVAE National Reporting System – 2014-2015 Reporting Tables 1, 3, 4, 5, 6 and FFR1;

US Census, 2010 American Community Survey 5-Year Estimates

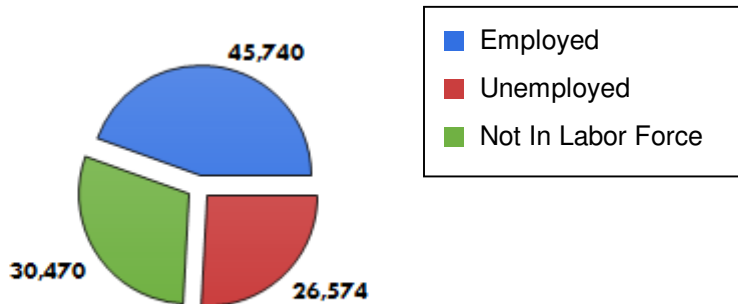
PROGRAM FACT SHEET 2014-2015*

New York

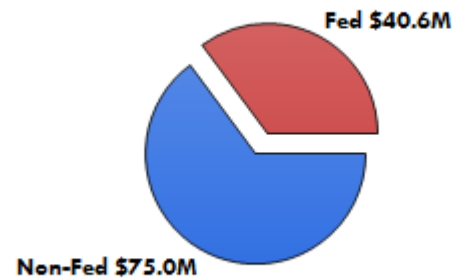
ENROLLMENT				
	Adult Basic Education	Adult Secondary Education	English Literacy	Total
TOTAL	38,893	4,736	59,155	102,784

HSE / High School Completion Graduates	Number of Graduates
	4,009

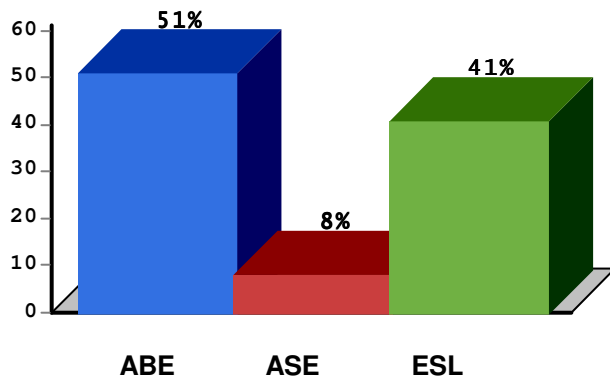
Participant Status



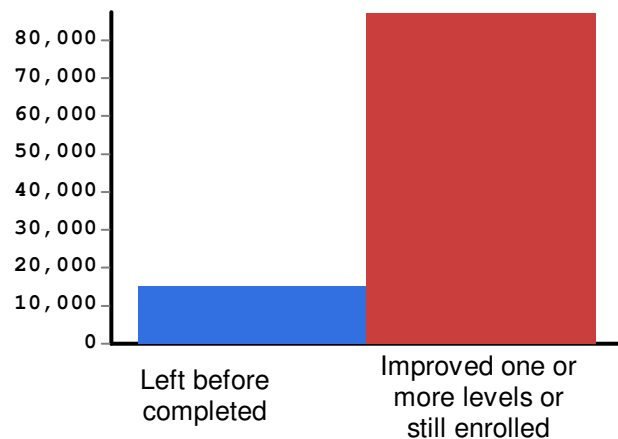
Grants



Percentage of 16-24 in each program



Program Enrollment Performance



US Census, 2010 American Community Survey 5-Year Estimates	
Educational Attainment: Less than 9th grade	951,859
Educational Attainment: 9th to 12th grade, no diploma	1,359,162
Limited English Proficiency (LEP)	1,205,949

Robert Purga, Director
 Adult Education Programs and Policy Adult Career and Continuing Education Services
 One Commerce Plaza 16th Floor Albany, NY 12234
 Phone: (518) 474-8940 Fax: (518) 474-0319
 Email: rpurga@mail.nysed.gov Website: www.acces.nysed.gov/

National Council of State Directors of Adult Education

Sources*: OVAE National Reporting System – 2014-2015 Reporting Tables 1, 3, 4, 5, 6 and FFR1;
 US Census, 2010 American Community Survey 5-Year Estimates

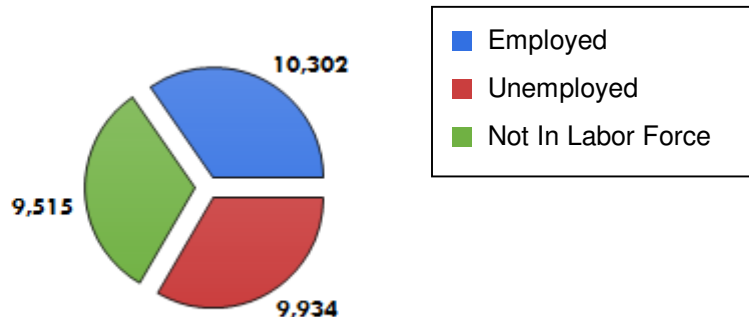
PROGRAM FACT SHEET 2014-2015*

Ohio

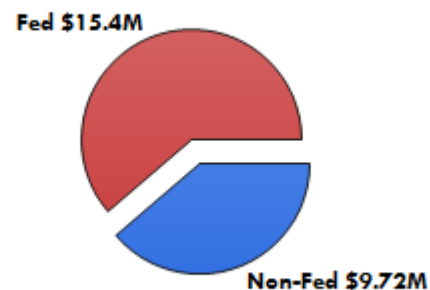
ENROLLMENT				
	Adult Basic Education	Adult Secondary Education	English Literacy	Total
TOTAL	19,658	3,194	6,899	29,751

HSE / High School Completion Graduates	Number of Graduates
	1,386

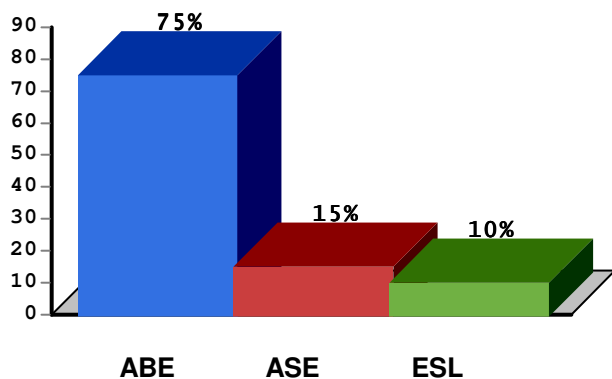
Participant Status



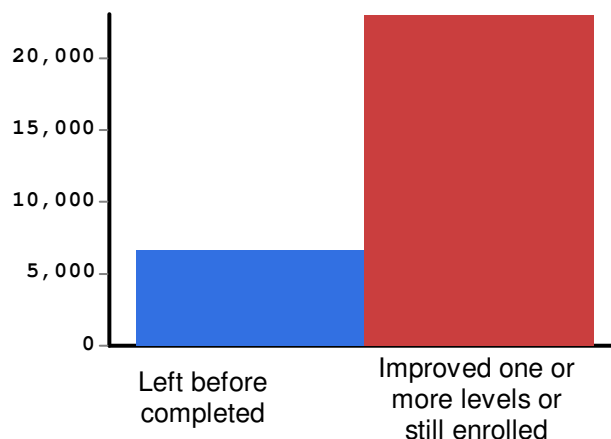
Grants



Percentage of 16-24 in each program



Program Enrollment Performance



US Census, 2010 American Community Survey 5-Year Estimates	
Educational Attainment: Less than 9th grade	281,928
Educational Attainment: 9th to 12th grade, no diploma	857,739
Limited English Proficiency (LEP)	89,313

Donna Albanese, State ABLE Director
 Ohio Board of Regents University System of Ohio
 25 South Front Street 2nd Floor Columbus, OH 43215
 Phone: (614) 466-6204 Fax: (614) 752-5903
 Email: dalbanese@highered.ohio.gov Website: <http://www.ohiohighered.org>

National Council of State Directors of Adult Education

Sources*: OVAE National Reporting System – 2014-2015 Reporting Tables 1, 3, 4, 5, 6 and FFR1;
 US Census, 2010 American Community Survey 5-Year Estimates

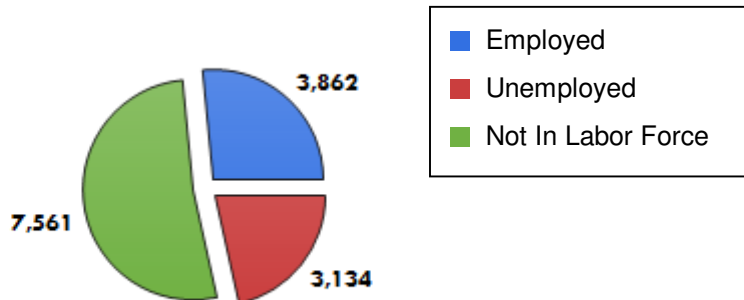
PROGRAM FACT SHEET 2014-2015*

Oklahoma

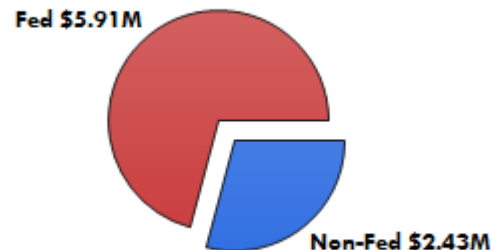
ENROLLMENT				
	Adult Basic Education	Adult Secondary Education	English Literacy	Total
TOTAL	9,083	1,193	4,281	14,557

HSE / High School Completion Graduates	Number of Graduates
	782

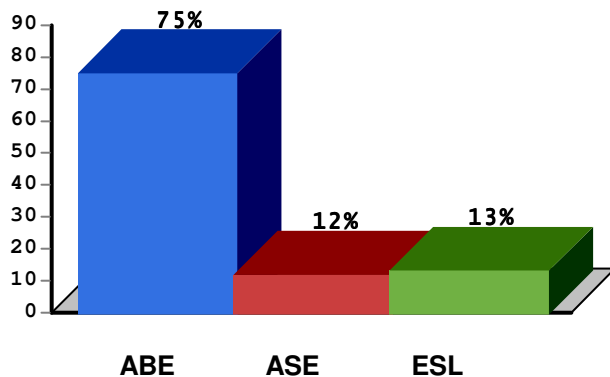
Participant Status



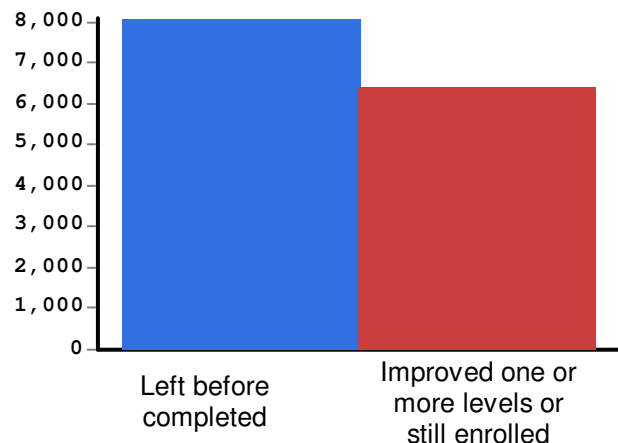
Grants



Percentage of 16-24 in each program



Program Enrollment Performance



US Census, 2010 American Community Survey 5-Year Estimates	
Educational Attainment: Less than 9th grade	124,785
Educational Attainment: 9th to 12th grade, no diploma	295,628
Limited English Proficiency (LEP)	66,198

Joe Ely, Executive Director, Lifelong Learning
 Educational Support Division Oklahoma State Department of Education
 Oliver Hodge Memorial Education Building 2500 North Lincoln Boulevard - Room 115 Oklahoma City, OK 73105-4599
 Phone: (405) 564-4648 Fax: (405) 522-5394
 Email: joe.ely@careertech.ok.gov Website: <http://www.ok.gov/sde/>

National Council of State Directors of Adult Education

Sources*: OVAE National Reporting System – 2014-2015 Reporting Tables 1, 3, 4, 5, 6 and FFR1;
 US Census, 2010 American Community Survey 5-Year Estimates

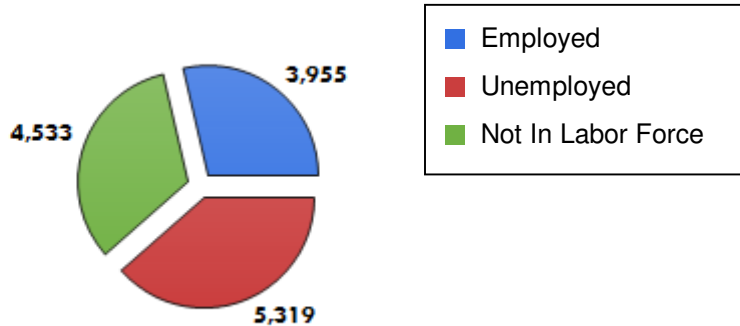
PROGRAM FACT SHEET 2014-2015*

Oregon

ENROLLMENT				
	Adult Basic Education	Adult Secondary Education	English Literacy	Total
TOTAL	6,000	2,040	5,767	13,807

HSE / High School Completion Graduates	Number of Graduates
	318

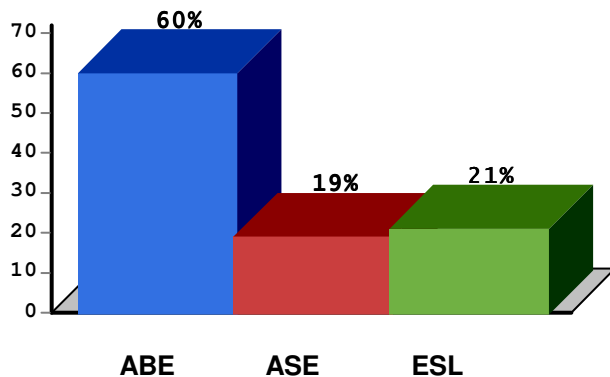
Participant Status



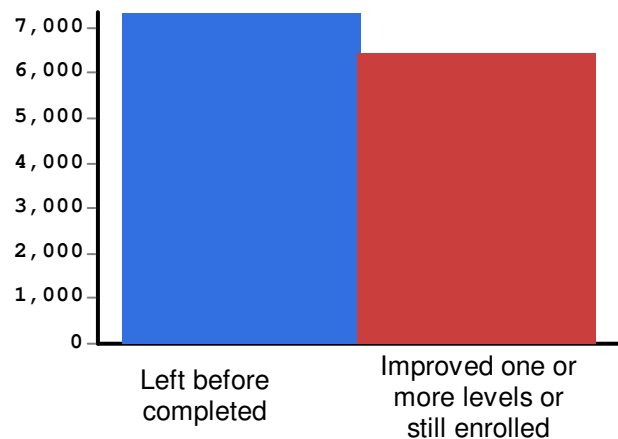
Grants



Percentage of 16-24 in each program



Program Enrollment Performance



US Census, 2010 American Community Survey 5-Year Estimates	
Educational Attainment: Less than 9th grade	116,560
Educational Attainment: 9th to 12th grade, no diploma	235,185
Limited English Proficiency (LEP)	115,994

David Moore, Adult Basic Skills State Director
 Department of Community Colleges and Workforce Development
 255 Capitol Street NE/PSB Salem, OR 97310
 Phone: (503) 947-2448 Fax: (503) 378-3365
 Email: david.p.moore@state.or.us Website: <http://cms.oregon.gov/CCWD>

National Council of State Directors of Adult Education

Sources*: OVAE National Reporting System – 2014-2015 Reporting Tables 1, 3, 4, 5, 6 and FFR1;
 US Census, 2010 American Community Survey 5-Year Estimates

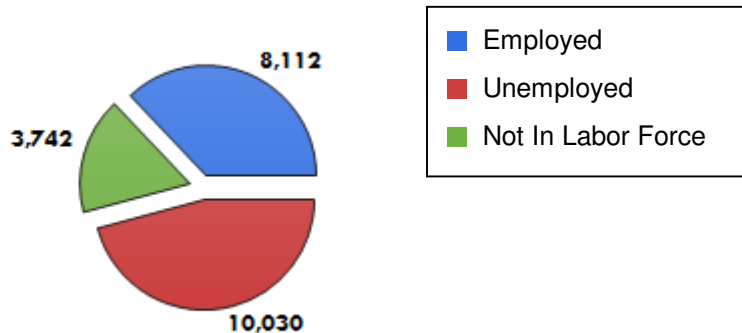
PROGRAM FACT SHEET 2014-2015*

Pennsylvania

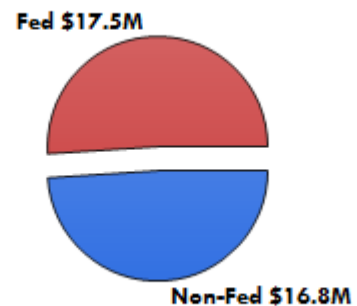
ENROLLMENT				
	Adult Basic Education	Adult Secondary Education	English Literacy	Total
TOTAL	12,618	2,316	6,950	21,884

HSE / High School Completion Graduates	Number of Graduates
	884

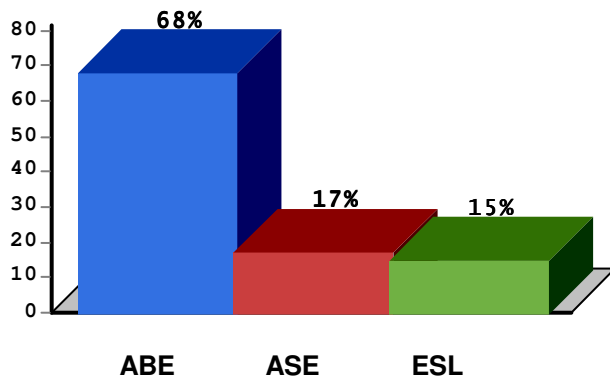
Participant Status



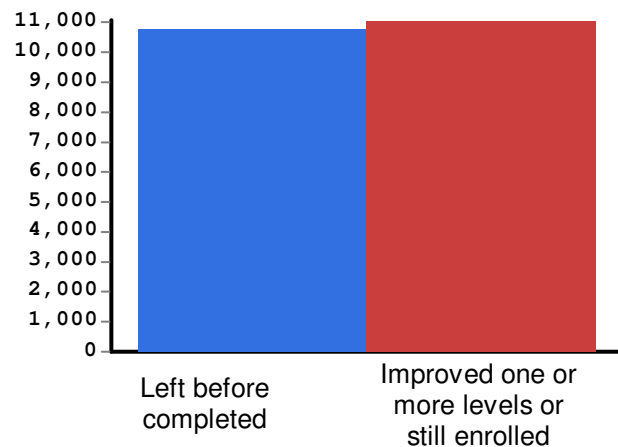
Grants



Percentage of 16-24 in each program



Program Enrollment Performance



US Census, 2010 American Community Survey 5-Year Estimates	
Educational Attainment: Less than 9th grade	358,442
Educational Attainment: 9th to 12th grade, no diploma	887,132
Limited English Proficiency (LEP)	187,708

Amanda Harrison, Division Chief
 Bureau of Postsecondary and Adult Education Department of Education
 333 Market Street, 12th Floor Harrisburg, PA 17126-0333
 Phone: (717) 772-3739 Fax: (717) 783-0583
 Email: aharrison@pa.gov Website: <http://www.education.pa.gov>

National Council of State Directors of Adult Education

Sources*: OVAE National Reporting System – 2014-2015 Reporting Tables 1, 3, 4, 5, 6 and FFR1;
 US Census, 2010 American Community Survey 5-Year Estimates

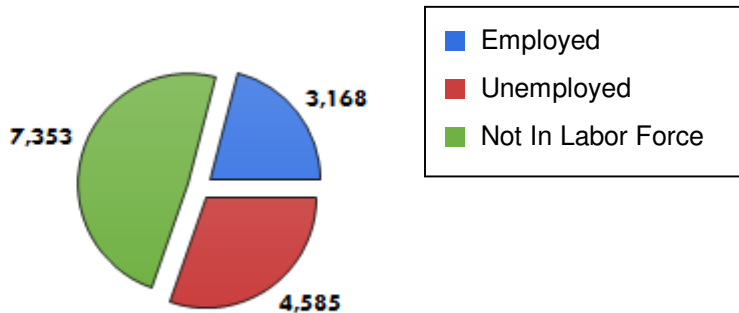
PROGRAM FACT SHEET 2014-2015*

Puerto Rico

ENROLLMENT				
	Adult Basic Education	Adult Secondary Education	English Literacy	Total
TOTAL	2,160	9,800	3,146	15,106

HSE / High School Completion Graduates	Number of Graduates
	2,073

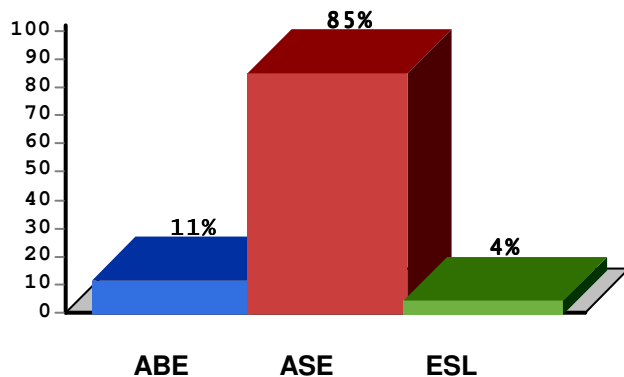
Participant Status



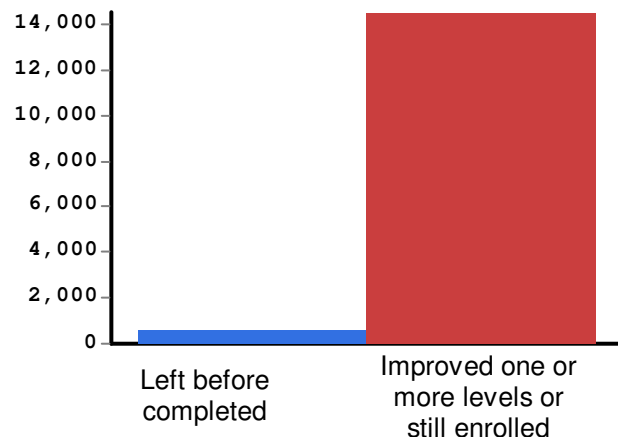
Grants



Percentage of 16-24 in each program



Program Enrollment Performance



US Census, 2010 American Community Survey 5-Year Estimates	
Educational Attainment: Less than 9th grade	543,241
Educational Attainment: 9th to 12th grade, no diploma	316,998
Limited English Proficiency (LEP)	1,831,259

Anayantzie Altieri, State Director of Adult Education Program
 Puerto Rico Department of Education
 P.O.Box 190759 San Juan, PR 00919
 Phone: (787) 773-3474 Fax: (787) 758-6898
 Email: altieriaa@de.gobierno.pr Website: <http://www.de.gobierno.pr/>

National Council of State Directors of Adult Education

Sources*: OVAE National Reporting System – 2014-2015 Reporting Tables 1, 3, 4, 5, 6 and FFR1;
 US Census, 2010 American Community Survey 5-Year Estimates

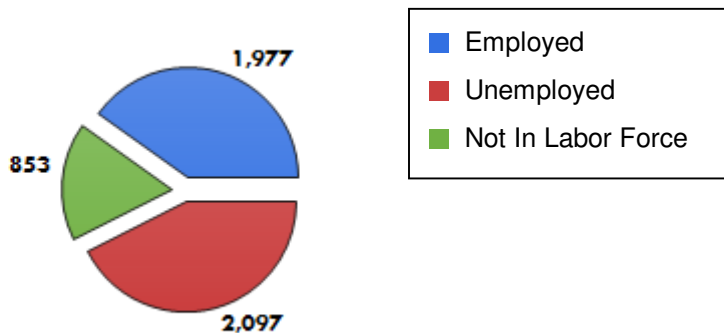
PROGRAM FACT SHEET 2014-2015*

Rhode Island

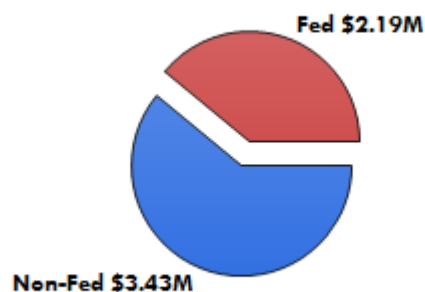
ENROLLMENT				
	Adult Basic Education	Adult Secondary Education	English Literacy	Total
TOTAL	1,794	269	2,861	4,924

HSE / High School Completion Graduates	Number of Graduates
	192

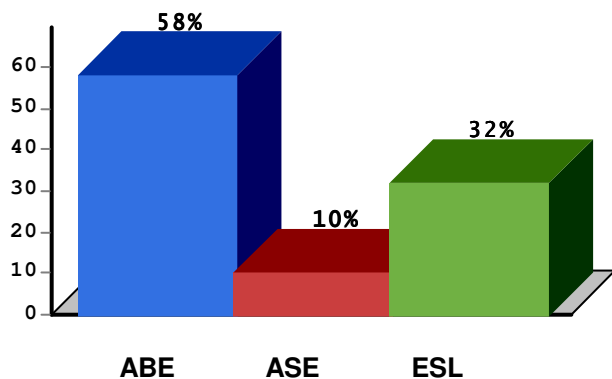
Participant Status



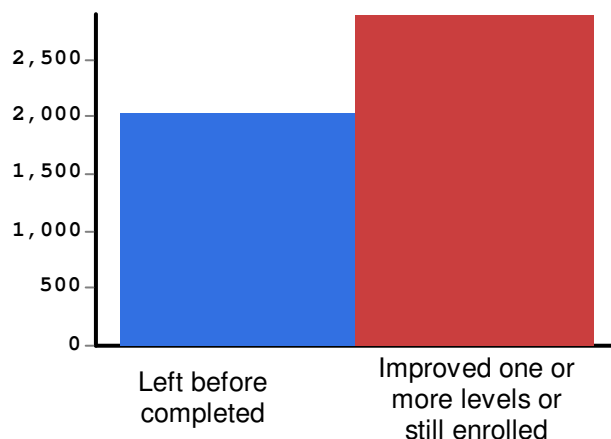
Grants



Percentage of 16-24 in each program



Program Enrollment Performance



US Census, 2010 American Community Survey 5-Year Estimates	
Educational Attainment: Less than 9th grade	51,945
Educational Attainment: 9th to 12th grade, no diploma	78,023
Limited English Proficiency (LEP)	45,582

Dr. Philip Less, Administrator, Adult Basic Education and GED Programs
 Office of Multiple Pathways Department of Elementary and Secondary Education
 255 Westminister Street Providence, RI 02903
 Phone: (401) 222-8949 Fax: (401) 222-4979
 Email: philip.less@ride.ri.gov Website: <http://www.ride.ri.gov>

National Council of State Directors of Adult Education

Sources*: OVAE National Reporting System – 2014-2015 Reporting Tables 1, 3, 4, 5, 6 and FFR1;
 US Census, 2010 American Community Survey 5-Year Estimates

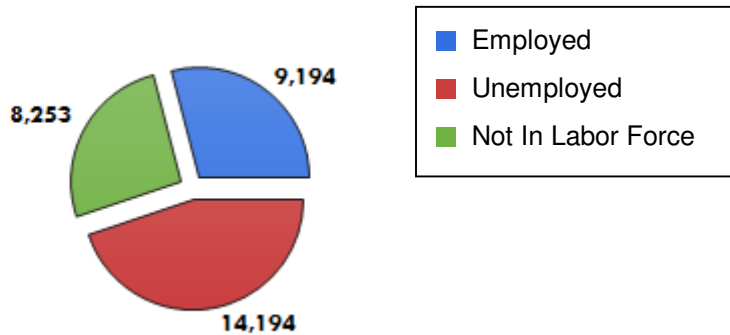
PROGRAM FACT SHEET 2014-2015*

South Carolina

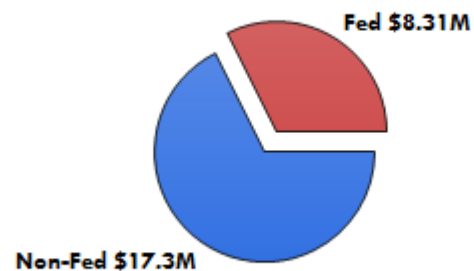
ENROLLMENT				
	Adult Basic Education	Adult Secondary Education	English Literacy	Total
TOTAL	20,403	6,335	4,903	31,641

HSE / High School Completion Graduates	Number of Graduates
	2,389

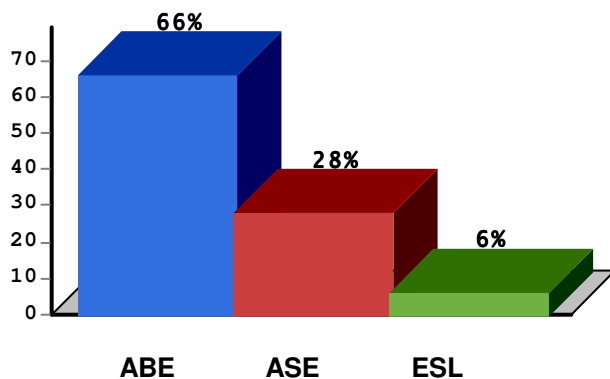
Participant Status



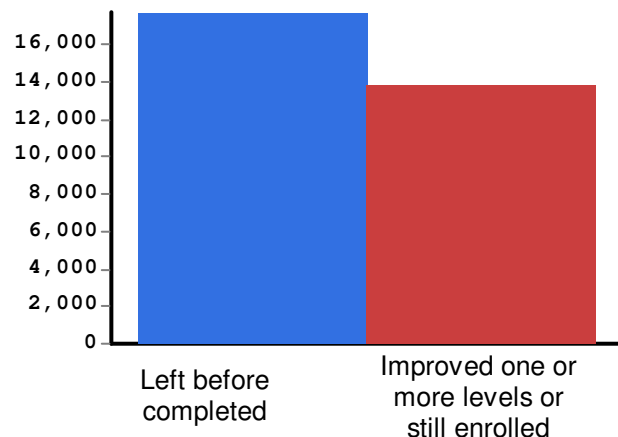
Grants



Percentage of 16-24 in each program



Program Enrollment Performance



US Census, 2010 American Community Survey 5-Year Estimates	
Educational Attainment: Less than 9th grade	187,827
Educational Attainment: 9th to 12th grade, no diploma	404,705
Limited English Proficiency (LEP)	67,833

Dr. David Stout, Director
 Office of Adult Education & State GED Administrator Department of Education
 Rutledge Building, Room 908-A 1429 Senate Street Columbia, SC 29201
 Phone: (803) 734-8348 Fax: (803) 734-3643
 Email: dstout@ed.sc.gov Website: www.ed.sc.gov

National Council of State Directors of Adult Education

Sources*: OVAE National Reporting System – 2014-2015 Reporting Tables 1, 3, 4, 5, 6 and FFR1;
 US Census, 2010 American Community Survey 5-Year Estimates

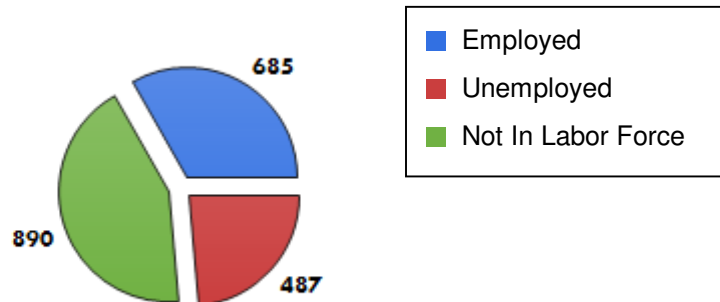
PROGRAM FACT SHEET 2014-2015*

South Dakota

ENROLLMENT				
	Adult Basic Education	Adult Secondary Education	English Literacy	Total
TOTAL	1,086	302	672	2,060

HSE / High School Completion Graduates	Number of Graduates
	184

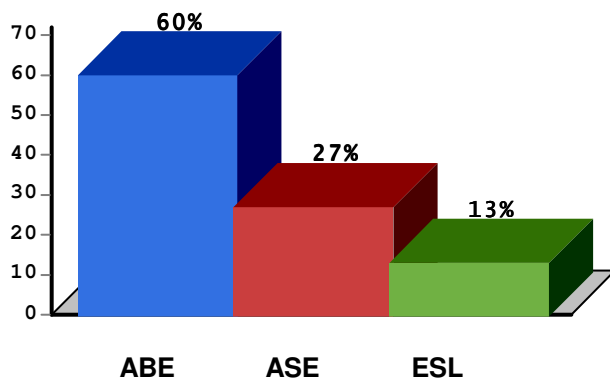
Participant Status



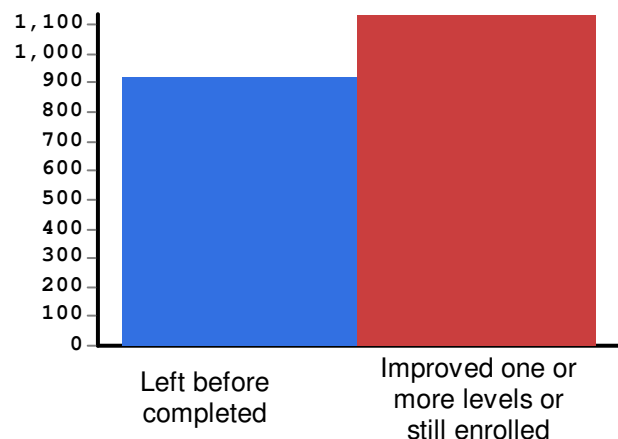
Grants



Percentage of 16-24 in each program



Program Enrollment Performance



US Census, 2010 American Community Survey 5-Year Estimates	
Educational Attainment: Less than 9th grade	27,378
Educational Attainment: 9th to 12th grade, no diploma	42,482
Limited English Proficiency (LEP)	5,109

John Anderson, Cabinet Secretary
 South Dakota Department of Labor and Regulation
 700 Governors Drive Pierre, SD 57501-2291
 Phone: (605) 773-3101 Fax: (605) 773-6184
 Email: john.anderson@state.sd.us Website: <http://dlr.sd.gov/>

National Council of State Directors of Adult Education

Sources*: OVAE National Reporting System – 2014-2015 Reporting Tables 1, 3, 4, 5, 6 and FFR1;
 US Census, 2010 American Community Survey 5-Year Estimates

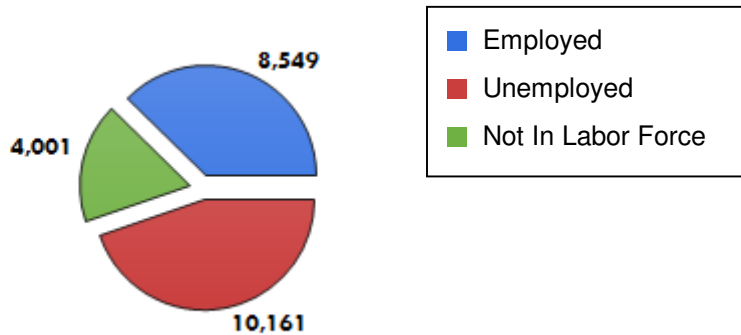
PROGRAM FACT SHEET 2014-2015*

Tennessee

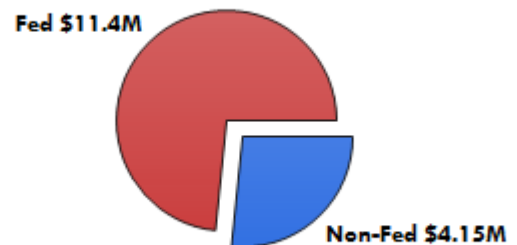
ENROLLMENT				
	Adult Basic Education	Adult Secondary Education	English Literacy	Total
TOTAL	15,845	2,207	4,659	22,711

HSE / High School Completion Graduates	Number of Graduates
	6,055

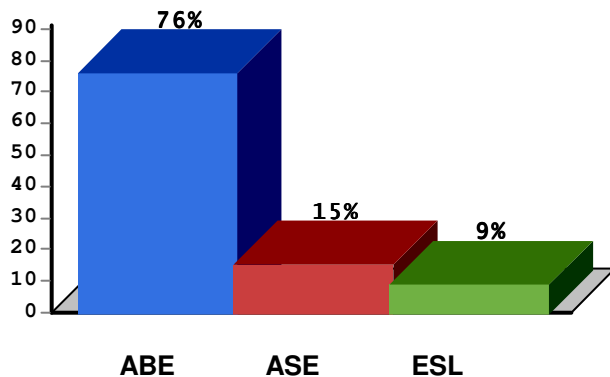
Participant Status



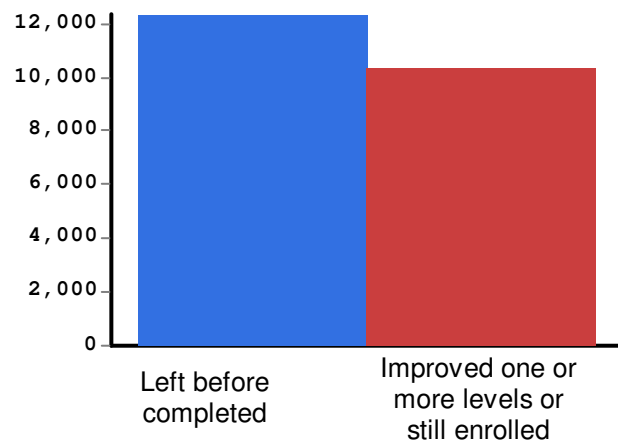
Grants



Percentage of 16-24 in each program



Program Enrollment Performance



US Census, 2010 American Community Survey 5-Year Estimates	
Educational Attainment: Less than 9th grade	296,422
Educational Attainment: 9th to 12th grade, no diploma	533,101
Limited English Proficiency (LEP)	83,060

Jason Beard, Administrator of Adult Education
Tennessee Department of Labor and Workforce Development
220 French Landing Drive Nashville, TN 37243
Phone: (615) 741-7054 Fax: (615) 532-4899
Email: jason.c.beard@tn.gov Website: <http://www.state.tn.us/labor-wfd/AE/>

National Council of State Directors of Adult Education

Sources*: OVAE National Reporting System – 2014-2015 Reporting Tables 1, 3, 4, 5, 6 and FFR1;
US Census, 2010 American Community Survey 5-Year Estimates

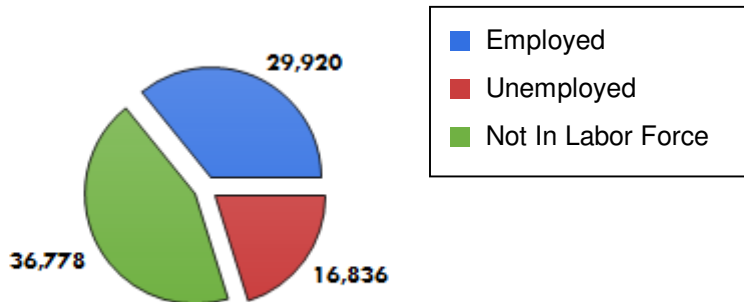
PROGRAM FACT SHEET 2014-2015*

Texas

ENROLLMENT				
	Adult Basic Education	Adult Secondary Education	English Literacy	Total
TOTAL	40,674	2,612	40,248	83,534

HSE / High School Completion Graduates	Number of Graduates
	1,720

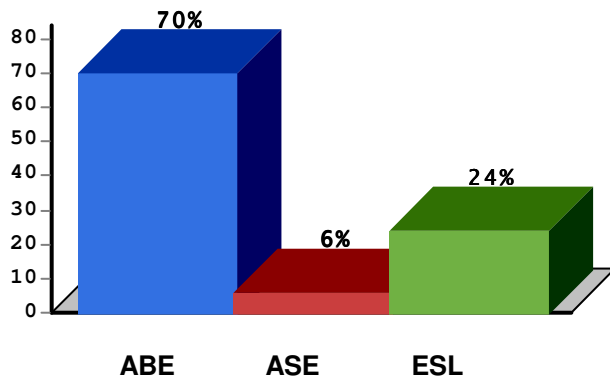
Participant Status



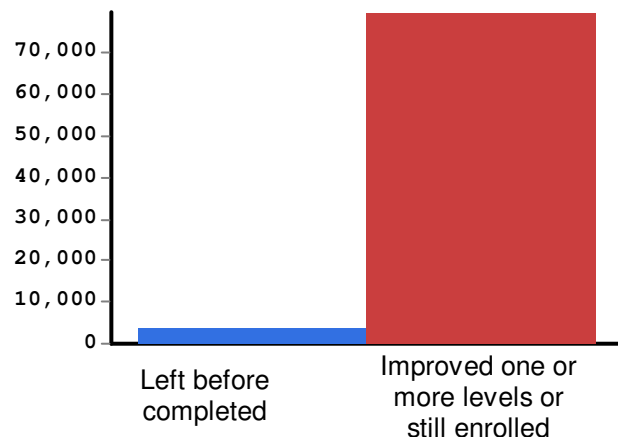
Grants



Percentage of 16-24 in each program



Program Enrollment Performance



US Census, 2010 American Community Survey 5-Year Estimates	
Educational Attainment: Less than 9th grade	1,596,309
Educational Attainment: 9th to 12th grade, no diploma	1,942,845
Limited English Proficiency (LEP)	1,707,243

Anson Green, State Director, Adult Education and Literacy

Texas Workforce Commission

101 E. 15th Street, Room 416t. Austin, TX 78778

Phone: (512) 463-7419 Fax: (512) 936-3420

Email: anson.green@twc.state.tx.us Website: <http://www.twc.state.tx.us/svcs/adultlit/adult-basic-education.html>

National Council of State Directors of Adult Education

Sources*: OVAE National Reporting System – 2014-2015 Reporting Tables 1, 3, 4, 5, 6 and FFR1;

US Census, 2010 American Community Survey 5-Year Estimates

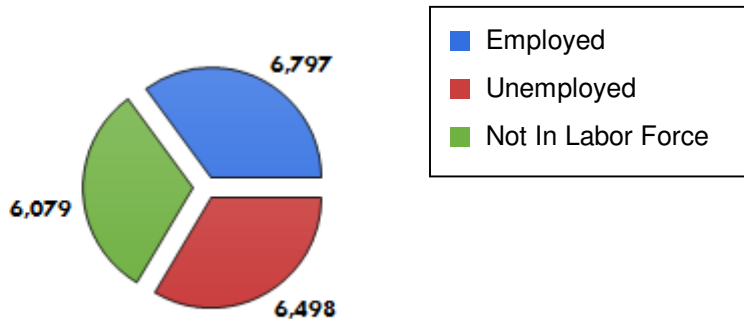
PROGRAM FACT SHEET 2014-2015*

Utah

ENROLLMENT				
	Adult Basic Education	Adult Secondary Education	English Literacy	Total
TOTAL	11,386	2,164	5,824	19,374

HSE / High School Completion Graduates	Number of Graduates
	664

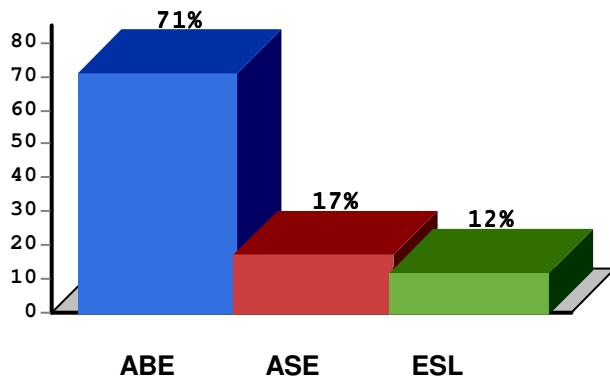
Participant Status



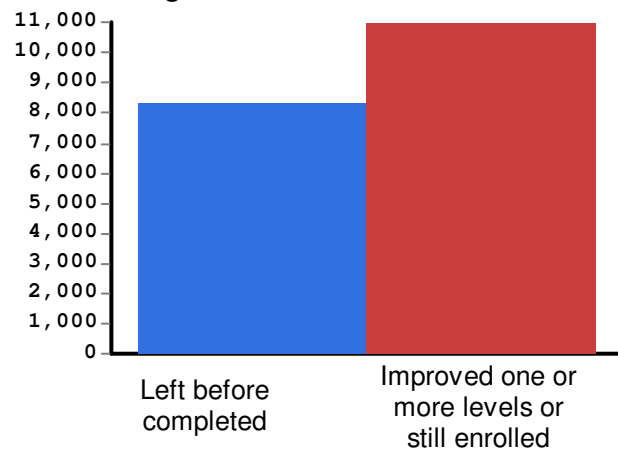
Grants



Percentage of 16-24 in each program



Program Enrollment Performance



US Census, 2010 American Community Survey 5-Year Estimates	
Educational Attainment: Less than 9th grade	51,659
Educational Attainment: 9th to 12th grade, no diploma	133,654
Limited English Proficiency (LEP)	64,743

Ms. Marty Kelly, Alternative, Adult Education and GED Testing Services Coordinator
 Utah State Office of Education
 250 East 500 South PO Box 144200 Salt Lake City, UT 144200
 Phone: (801) 538-7824 Fax: (801) 538-7882
 Email: marty.kelly@schools.utah.gov Website: <http://schools.utah.gov/adulted>

National Council of State Directors of Adult Education

Sources*: OVAE National Reporting System – 2014-2015 Reporting Tables 1, 3, 4, 5, 6 and FFR1;
 US Census, 2010 American Community Survey 5-Year Estimates

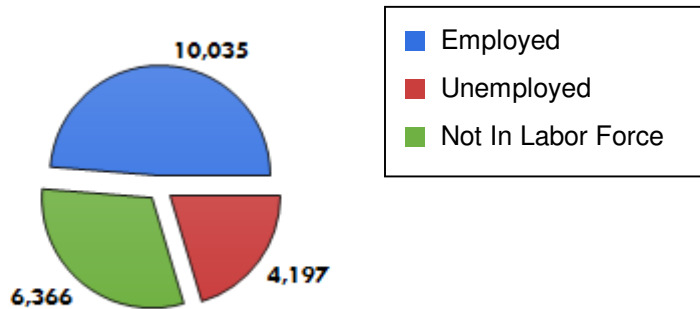
PROGRAM FACT SHEET 2014-2015*

Virginia

ENROLLMENT				
	Adult Basic Education	Adult Secondary Education	English Literacy	Total
TOTAL	7,563	1,503	11,532	20,598

HSE / High School Completion Graduates	Number of Graduates
	418

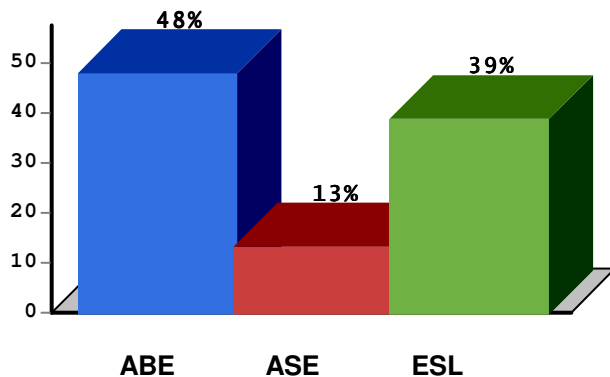
Participant Status



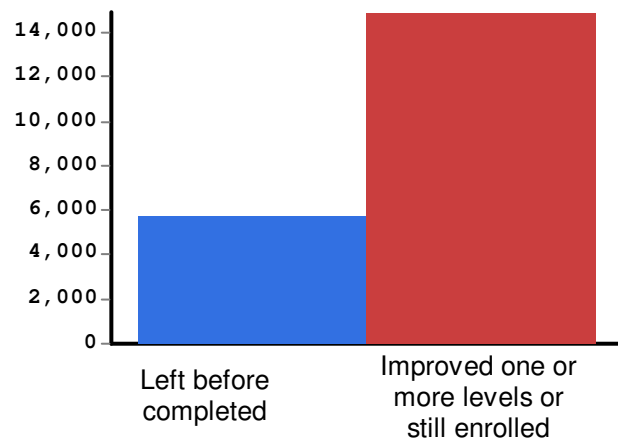
Grants



Percentage of 16-24 in each program



Program Enrollment Performance



US Census, 2010 American Community Survey 5-Year Estimates	
Educational Attainment: Less than 9th grade	301,866
Educational Attainment: 9th to 12th grade, no diploma	529,173
Limited English Proficiency (LEP)	186,670

Dr. Susan M. Clair, Director
 Office of Adult Education & Literacy Virginia Department of Education
 101 North 14th Street James Monroe Building, 21st Floor Richmond, VA 23219-2120
 Phone: (804) 786-3347 Fax: (804) 225-3352
 Email: Susan.Claire@doe.virginia.gov Website: <http://www.doe.virginia.gov/instruction/adulted>

National Council of State Directors of Adult Education

Sources*: OVAE National Reporting System – 2014-2015 Reporting Tables 1, 3, 4, 5, 6 and FFR1;
 US Census, 2010 American Community Survey 5-Year Estimates

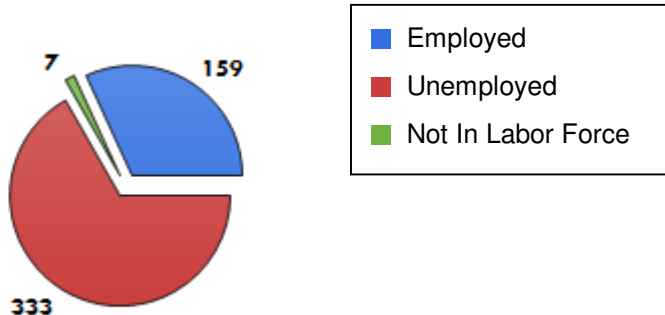
PROGRAM FACT SHEET 2014-2015*

Virgin Islands

ENROLLMENT				
	Adult Basic Education	Adult Secondary Education	English Literacy	Total
TOTAL	497	0	0	497

HSE / High School Completion Graduates	Number of Graduates
	+

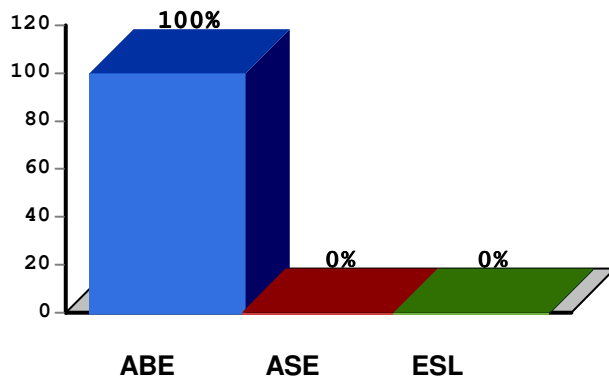
Participant Status



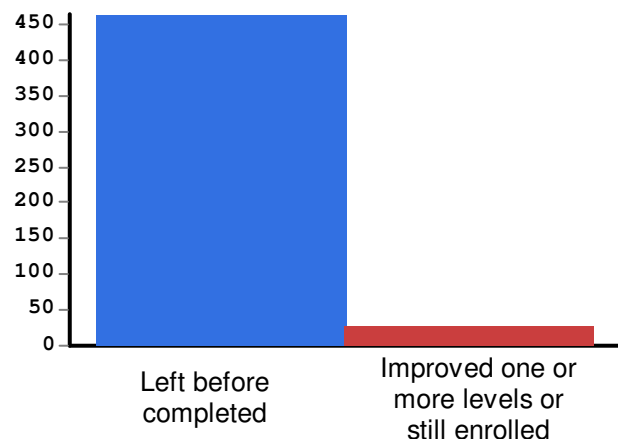
Grants

Data not available at time of printing

Percentage of 16-24 in each program



Program Enrollment Performance



US Census, 2010 American Community Survey 5-Year Estimates	
Educational Attainment: Less than 9th grade	+
Educational Attainment: 9th to 12th grade, no diploma	+
Limited English Proficiency (LEP)	+

Mr. Eduardo J. Corneiro, State Director, Career, Technical, and Adult Education/GED Administrator
 Virgin Islands Department of Education
 1834 Kongens Gade St. Thomas, VI 00801
 Phone: (340) 776-3484 Fax: (340) 776-3488
 Email: ecorneiro@doe.vi Website: <http://www.doe.vi>

National Council of State Directors of Adult Education

Sources*: OVAE National Reporting System – 2014-2015 Reporting Tables 1, 3, 4, 5, 6 and FFR1;

US Census, 2010 American Community Survey 5-Year Estimates

+ Value within statistical margin of error or unknown.

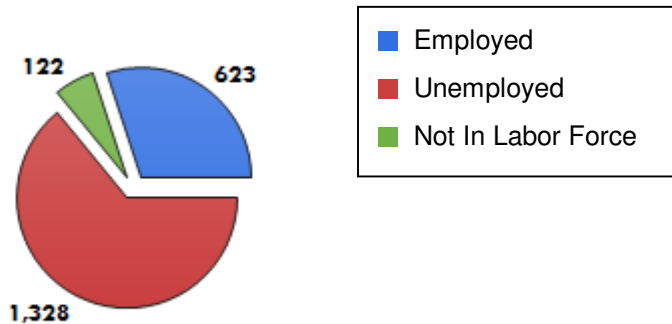
PROGRAM FACT SHEET 2014-2015*

Vermont

ENROLLMENT				
	Adult Basic Education	Adult Secondary Education	English Literacy	Total
TOTAL	911	809	353	2,073

HSE / High School Completion Graduates	Number of Graduates
	203

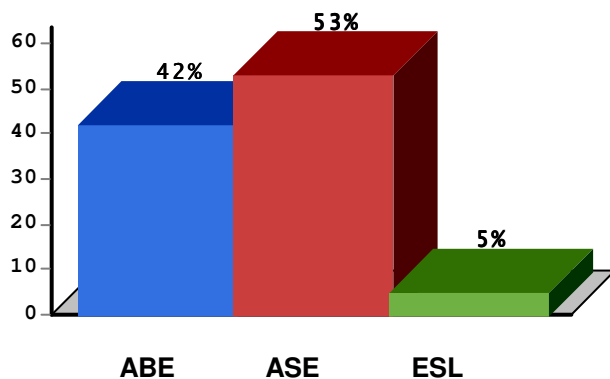
Participant Status



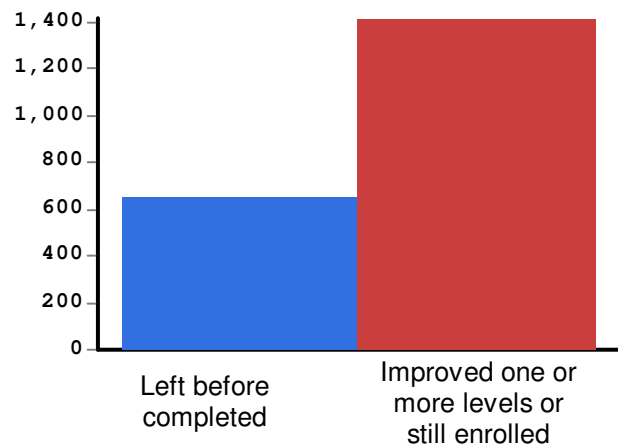
Grants



Percentage of 16-24 in each program



Program Enrollment Performance



US Census, 2010 American Community Survey 5-Year Estimates	
Educational Attainment: Less than 9th grade	14,340
Educational Attainment: 9th to 12th grade, no diploma	32,254
Limited English Proficiency (LEP)	3,193

Robin Castle, State Director of Adult Education and Literacy
Vermont Agency of Education
219 North Main Street Suite 402 Barre, VT 05641
Phone: (802) 479-1279 Fax: (802) 479-1829
Email: robin.castle@vermont.gov Website: <http://www.education.vt.gov/>

National Council of State Directors of Adult Education

Sources*: OVAE National Reporting System – 2014-2015 Reporting Tables 1, 3, 4, 5, 6 and FFR1;
US Census, 2010 American Community Survey 5-Year Estimates

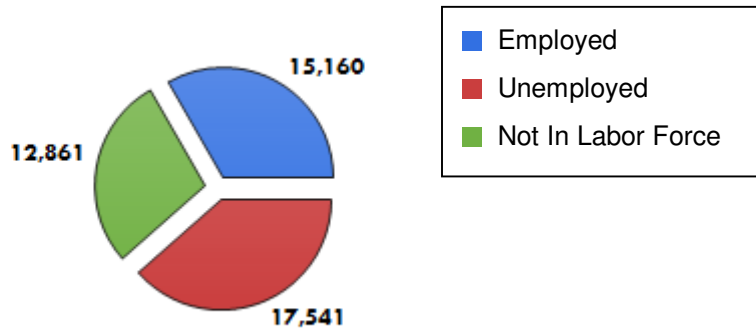
PROGRAM FACT SHEET 2014-2015*

Washington

ENROLLMENT				
	Adult Basic Education	Adult Secondary Education	English Literacy	Total
TOTAL	18,706	3,183	23,673	45,562

HSE / High School Completion Graduates	Number of Graduates
	1,201

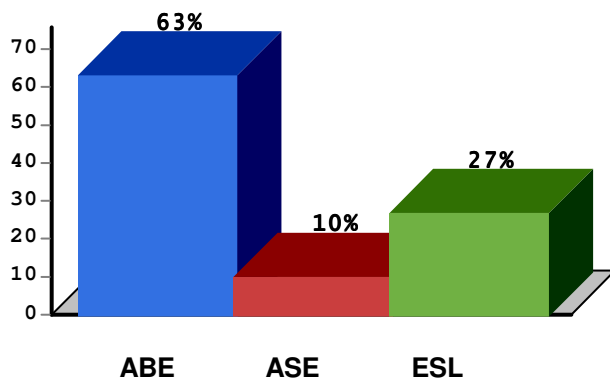
Participant Status



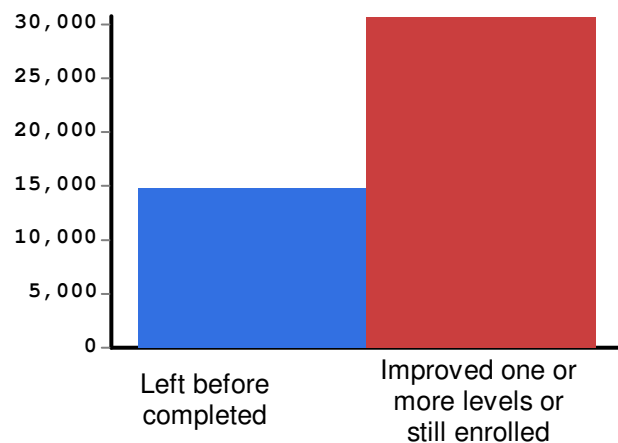
Grants



Percentage of 16-24 in each program



Program Enrollment Performance



US Census, 2010 American Community Survey 5-Year Estimates	
Educational Attainment: Less than 9th grade	191,535
Educational Attainment: 9th to 12th grade, no diploma	374,485
Limited English Proficiency (LEP)	223,653

Jon Kerr, Director

Adult Basic Education Office Washington State Board for Community and Technical Colleges

1300 Quince Street SE Olympia, WA 98504-2495

Phone: (360) 704-4326 Fax: (360) 704-4419

Email: jkerr@sbctc.edu Website: http://www.sbctc.ctc.edu/college/e_abe.aspx

National Council of State Directors of Adult Education

Sources*: OVAE National Reporting System – 2014-2015 Reporting Tables 1, 3, 4, 5, 6 and FFR1;

US Census, 2010 American Community Survey 5-Year Estimates

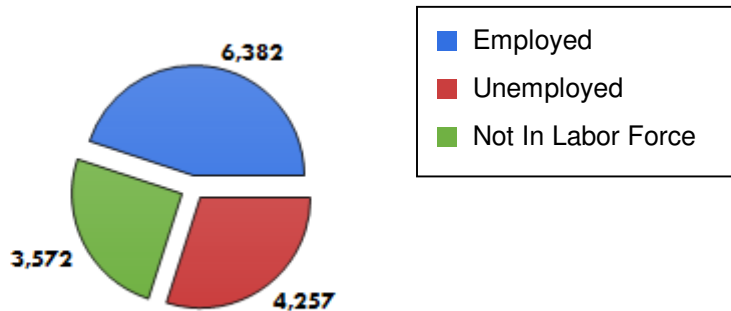
PROGRAM FACT SHEET 2014-2015*

Wisconsin

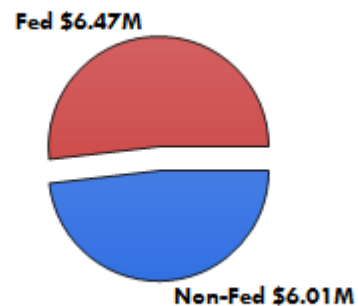
ENROLLMENT				
	Adult Basic Education	Adult Secondary Education	English Literacy	Total
TOTAL	7,473	2,277	4,461	14,211

HSE / High School Completion Graduates	Number of Graduates
	623

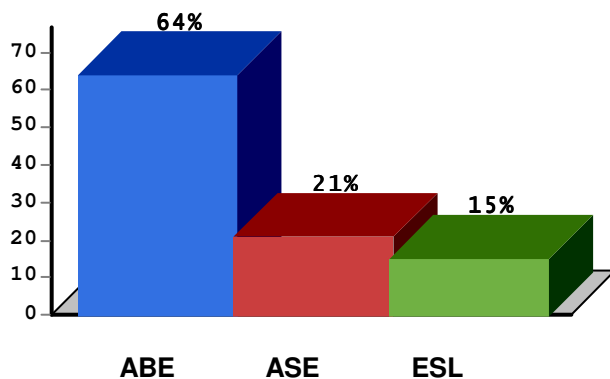
Participant Status



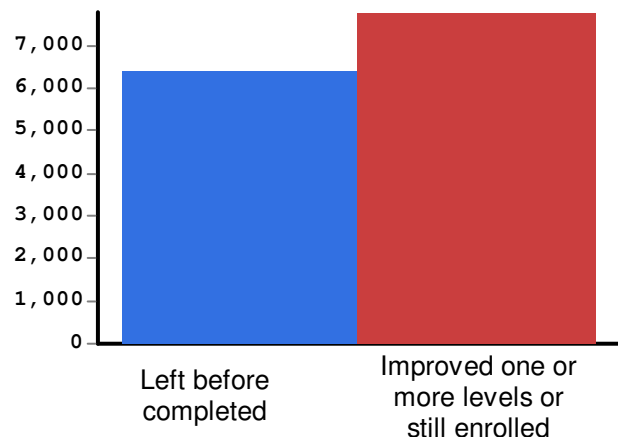
Grants



Percentage of 16-24 in each program



Program Enrollment Performance



US Census, 2010 American Community Survey 5-Year Estimates	
Educational Attainment: Less than 9th grade	146,074
Educational Attainment: 9th to 12th grade, no diploma	323,057
Limited English Proficiency (LEP)	73,799

Ms. Willa Panzer, State Director
 Office of Student Development and Assessment Wisconsin Technical College System Office
 4622 University Avenue PO Box 7874 Madison, WI 53707-7874
 Phone: (608) 267-9065 Fax: (608) 266-1690
 Email: willa.panzer@wtcsystem.edu Website: <http://www.wtcsystem.edu/>

National Council of State Directors of Adult Education

Sources*: OVAE National Reporting System – 2014-2015 Reporting Tables 1, 3, 4, 5, 6 and FFR1;
 US Census, 2010 American Community Survey 5-Year Estimates

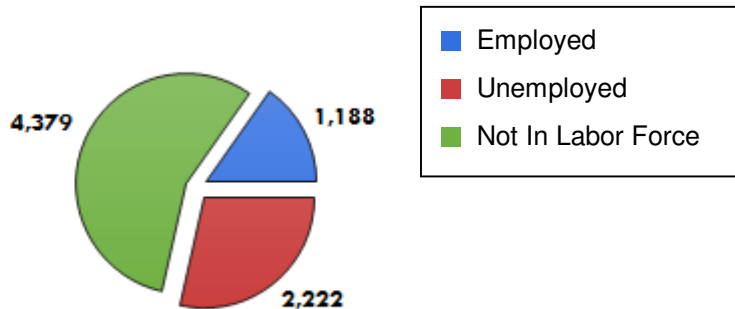
PROGRAM FACT SHEET 2014-2015*

West Virginia

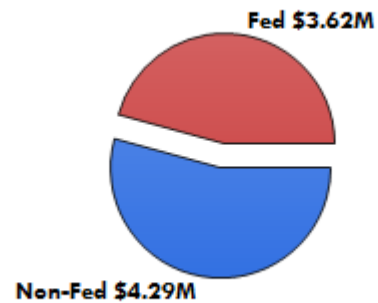
ENROLLMENT				
	Adult Basic Education	Adult Secondary Education	English Literacy	Total
TOTAL	5,735	1,797	257	7,789

HSE / High School Completion Graduates	Number of Graduates
	768

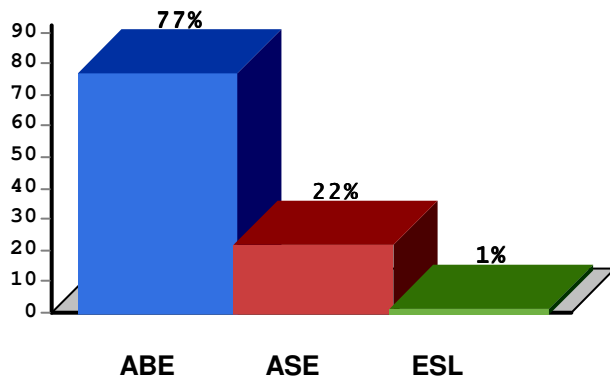
Participant Status



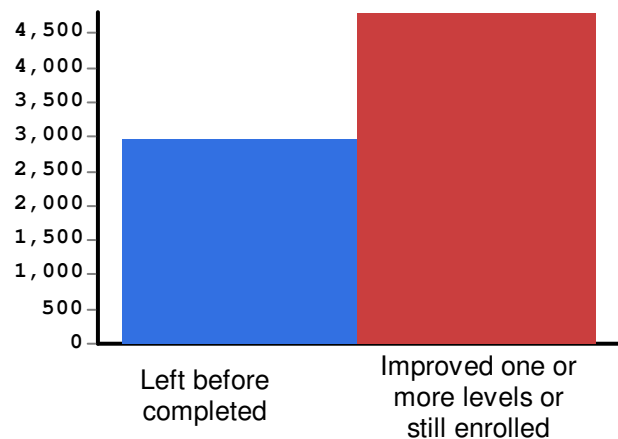
Grants



Percentage of 16-24 in each program



Program Enrollment Performance



US Census, 2010 American Community Survey 5-Year Estimates	
Educational Attainment: Less than 9th grade	89,809
Educational Attainment: 9th to 12th grade, no diploma	170,050
Limited English Proficiency (LEP)	4,487

Mr. Barry Kelly, Director
 Office of Adult Education and Workforce Development
 Building 6, Room 230 1900 Kanawha Boulevard East Charleston, WV 25305-0330
 Phone: (304) 558-0280 Fax: (304) 558-3946
 Email: bkelly@k12.wv.us Website: <http://wvde.state.wv.us/abe/>

National Council of State Directors of Adult Education

Sources*: OVAE National Reporting System – 2014-2015 Reporting Tables 1, 3, 4, 5, 6 and FFR1;
 US Census, 2010 American Community Survey 5-Year Estimates

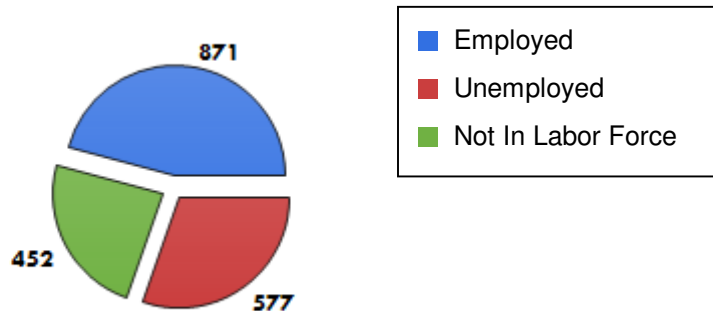
PROGRAM FACT SHEET 2014-2015*

Wyoming

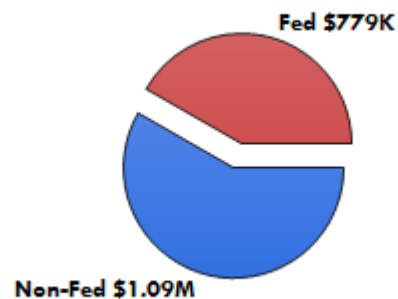
ENROLLMENT				
	Adult Basic Education	Adult Secondary Education	English Literacy	Total
TOTAL	947	374	572	1,893

HSE / High School Completion Graduates	Number of Graduates
	428

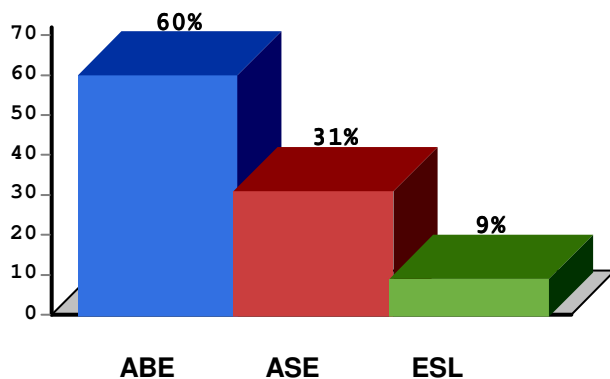
Participant Status



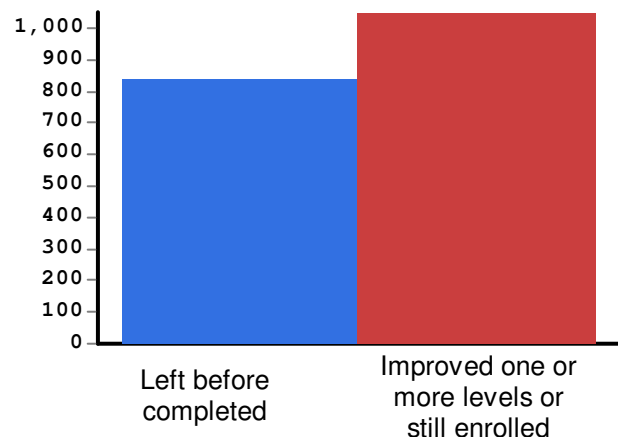
Grants



Percentage of 16-24 in each program



Program Enrollment Performance



US Census, 2010 American Community Survey 5-Year Estimates	
Educational Attainment: Less than 9th grade	10,332
Educational Attainment: 9th to 12th grade, no diploma	29,017
Limited English Proficiency (LEP)	4,786

Ms. Marcia Hess, ABE State Director
Wyoming Community College Commission
2300 Capitol Ave, 5th Floor Suite B Cheyenne, WY 82002
Phone: (307) 777-7885 Fax: (307) 777-6567
Email: marcia.hess@wyo.gov Website: <http://www.communitycolleges.wy.edu>

National Council of State Directors of Adult Education

Sources*: OVAE National Reporting System – 2014-2015 Reporting Tables 1, 3, 4, 5, 6 and FFR1;
US Census, 2010 American Community Survey 5-Year Estimates

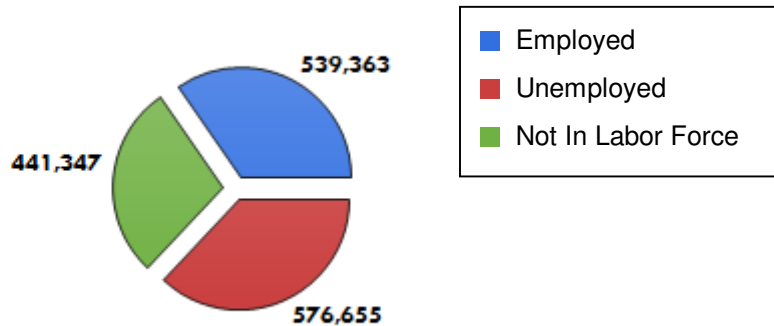
PROGRAM FACT SHEET 2014-2015*

U.S. Totals

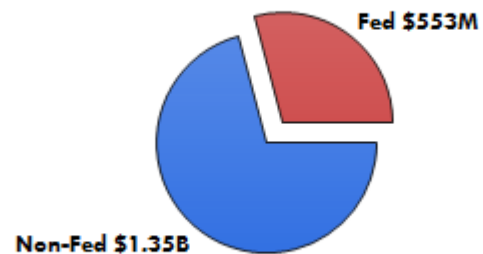
ENROLLMENT				
	Adult Basic Education	Adult Secondary Education	English Literacy	Total
TOTAL	682,533	181,641	670,867	1,535,041

HSE / High School Completion Graduates	Number of Graduates
	75,053

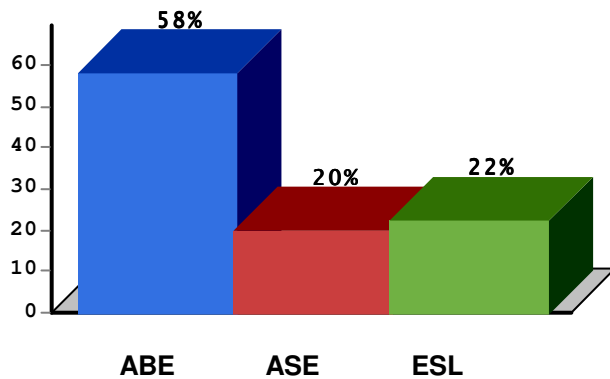
Participant Status



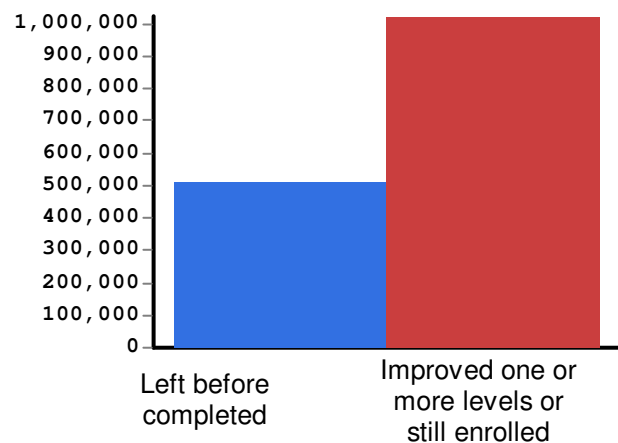
Grants



Percentage of 16-24 in each program



Program Enrollment Performance



US Census, 2010 American Community Survey 5-Year Estimates	
Educational Attainment: Less than 9th grade	13,749,940
Educational Attainment: 9th to 12th grade, no diploma	22,184,034
Limited English Proficiency (LEP)	14,351,331

Office of Career, Technical and Adult Education U.S. Department of Education
400 Maryland Avenue, SW Washington, DC, US 20202-7100

Email: ovae@ed.gov Website: <http://www.ed.gov/ovae>

National Council of State Directors of Adult Education

Sources*: OVAE National Reporting System – 2014-2015 Reporting Tables 1, 3, 4, 5, 6 and FFR1;
US Census, 2010 American Community Survey 5-Year Estimates

Blue Book Epilogue

For further information, contact our D.C. Staff....

Dr. Lennox L. McLendon

Executive Director

lmclendon@naepdc.org

202.624.5250

Dr. Eugene Sofer

Government Relations Director

eugenesofer@gmail.com

202.363.6101

444 North Capitol Street, NW

Suite 422

Washington, DC 20001

Or our Policy Chair....

Art Ellison

Arthur.Ellison@doe.nh.gov

603.271.6698

Sources

National Assessment of Adult Literacy

<http://nces.ed.gov/naal/index.asp>

National Reporting System (NRS)

<http://wdcrobcolp01.ed.gov/CFAPPS/OVAE/NRS/login.cfm>

Office of Vocational and Adult Education (OVAE)

<http://www2.ed.gov/about/offices/list/ovae/index.html>

Produced in cooperation with

The Scherb Group, LLC

www.scherb.com

steve@scherb.com

770.655.5578

Student Data Reporting Solutions